



THE UNIVERSITY OF TEXAS AT DALLAS

Camera Calibration and Pose Estimation

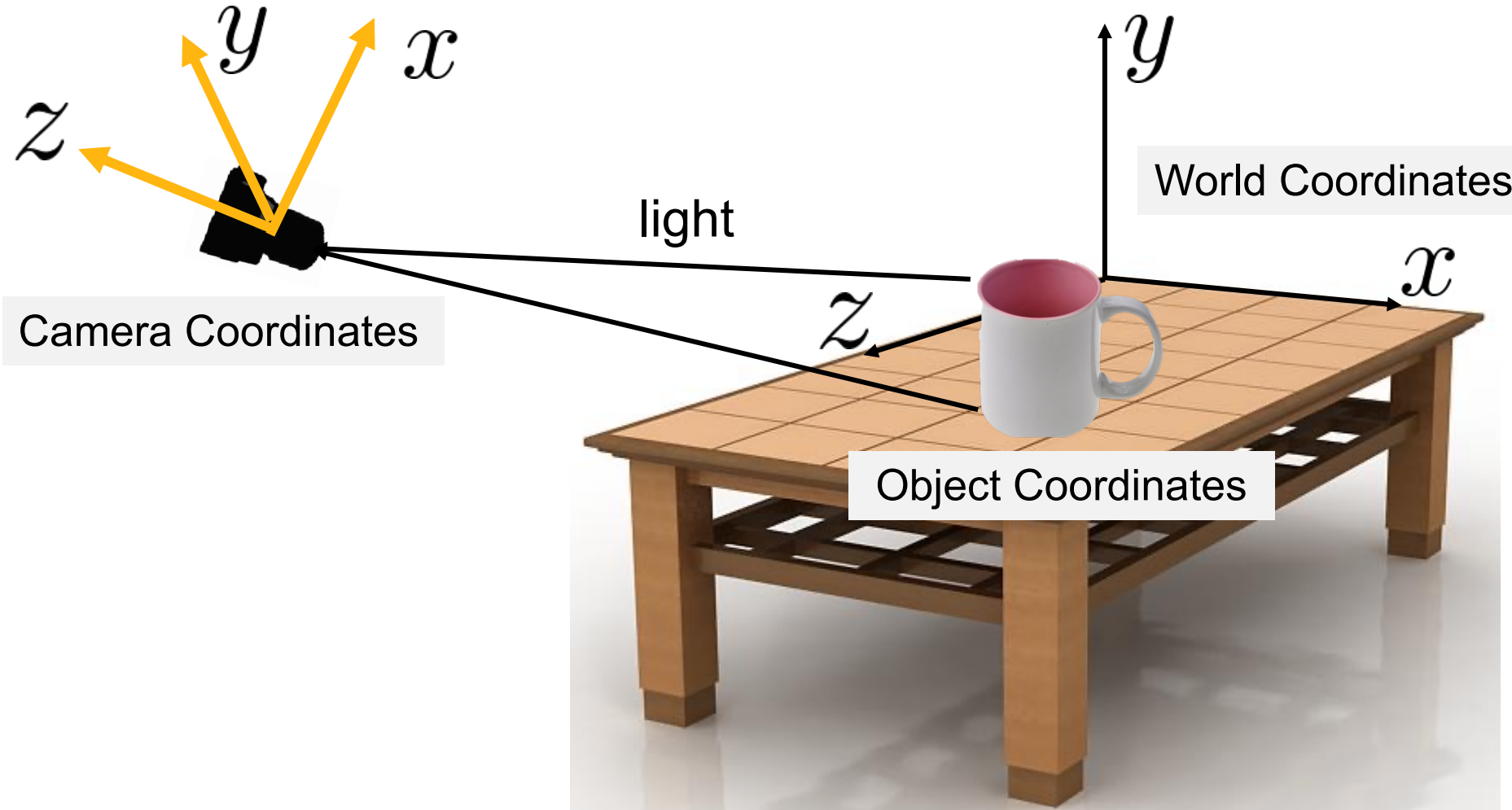
CS 6384 Computer Vision

Professor Yapeng Tian

Department of Computer Science

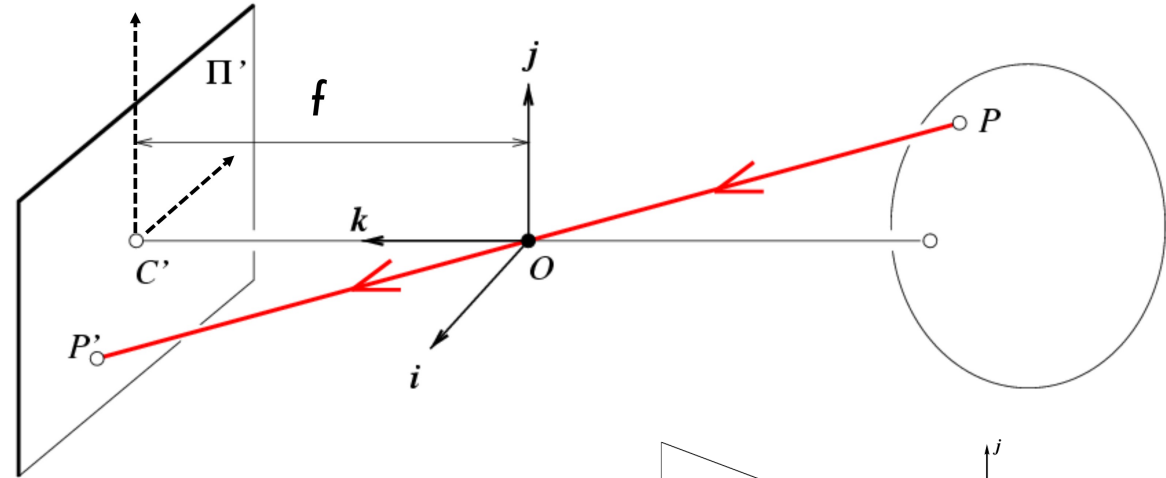
Slides borrowed from Professor Yu Xiang

Camera Models: 3D-to-2D Projection



Recap Camera Models

Camera projection matrix



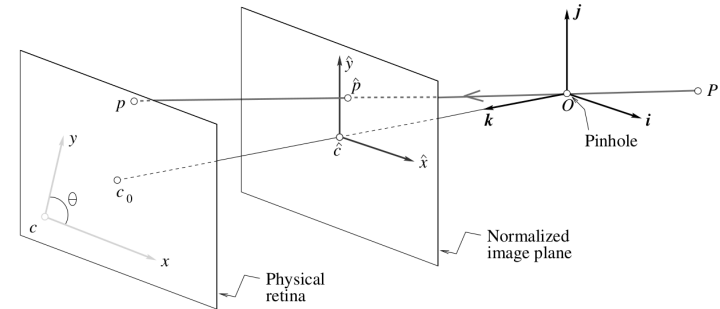
$$P = K [R | \mathbf{t}]$$

3x3

3x4

Camera intrinsics

Camera extrinsics:
rotation and translation



$$K = \begin{bmatrix} \alpha & -\alpha \cot \theta & c_x \\ 0 & \frac{\beta}{\sin \theta} & c_y \\ 0 & 0 & 1 \end{bmatrix}$$

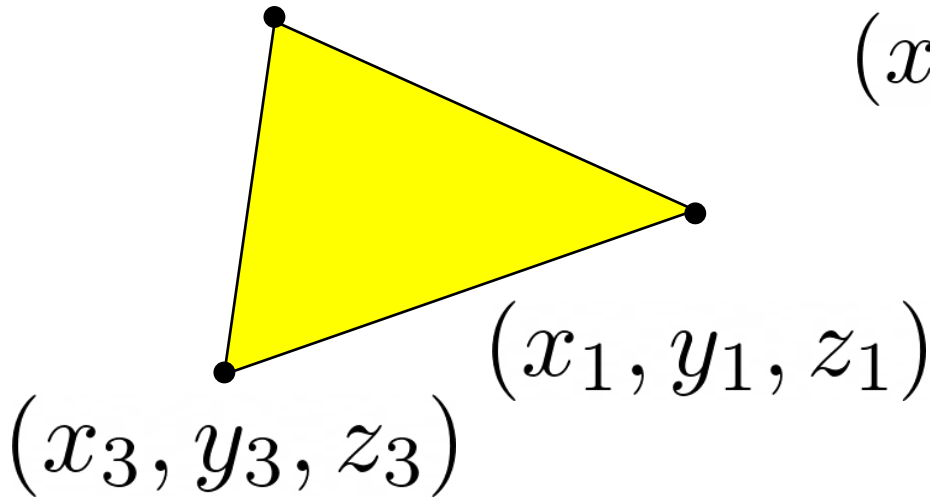
Recap 3D Translation

$$(x_1, y_1, z_1) \mapsto (x_1 + x_t, y_1 + y_t, z_1 + z_t)$$

$$(x_2, y_2, z_2) \mapsto (x_2 + x_t, y_2 + y_t, z_2 + z_t)$$

$$(x_3, y_3, z_3) \mapsto (x_3 + x_t, y_3 + y_t, z_3 + z_t)$$

$$(x_2, y_2, z_2)$$



$$\mathbf{v}_1 \mapsto \mathbf{v}_1 + \mathbf{t}$$

$$\mathbf{v}_2 \mapsto \mathbf{v}_2 + \mathbf{t}$$

$$\mathbf{v}_3 \mapsto \mathbf{v}_3 + \mathbf{t}$$

$$\text{3D Translation } \mathbf{t} = (x_t, y_t, z_t)$$

Recap 3D Rotations

Unit-length columns

Perpendicular columns

$$\det M = 1$$

3 DOFs

$$R_z(\gamma) = \begin{bmatrix} \cos \gamma & -\sin \gamma & 0 \\ \sin \gamma & \cos \gamma & 0 \\ 0 & 0 & 1 \end{bmatrix}$$

Roll

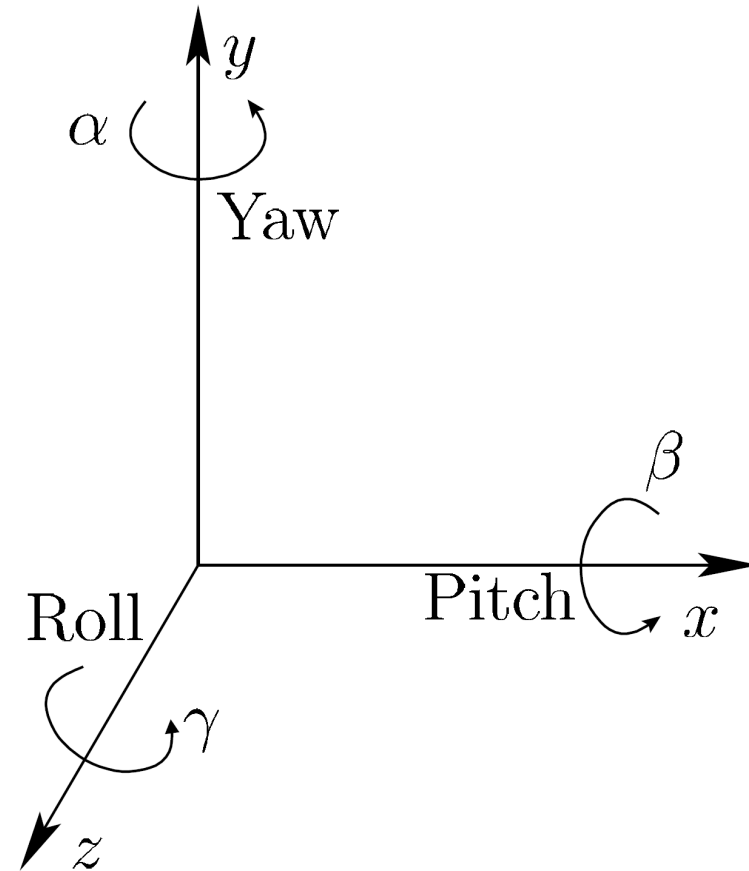
$$R_y(\alpha) = \begin{bmatrix} \cos \alpha & 0 & \sin \alpha \\ 0 & 1 & 0 \\ -\sin \alpha & 0 & \cos \alpha \end{bmatrix}$$

Yaw

$$R_x(\beta) = \begin{bmatrix} 1 & 0 & 0 \\ 0 & \cos \beta & -\sin \beta \\ 0 & \sin \beta & \cos \beta \end{bmatrix}$$

Pitch

$$R(\alpha, \beta, \gamma) = R_y(\alpha)R_x(\beta)R_z(\gamma)$$



Camera Calibration

Estimate the camera intrinsics and camera extrinsics $P = K[R|\mathbf{t}]$

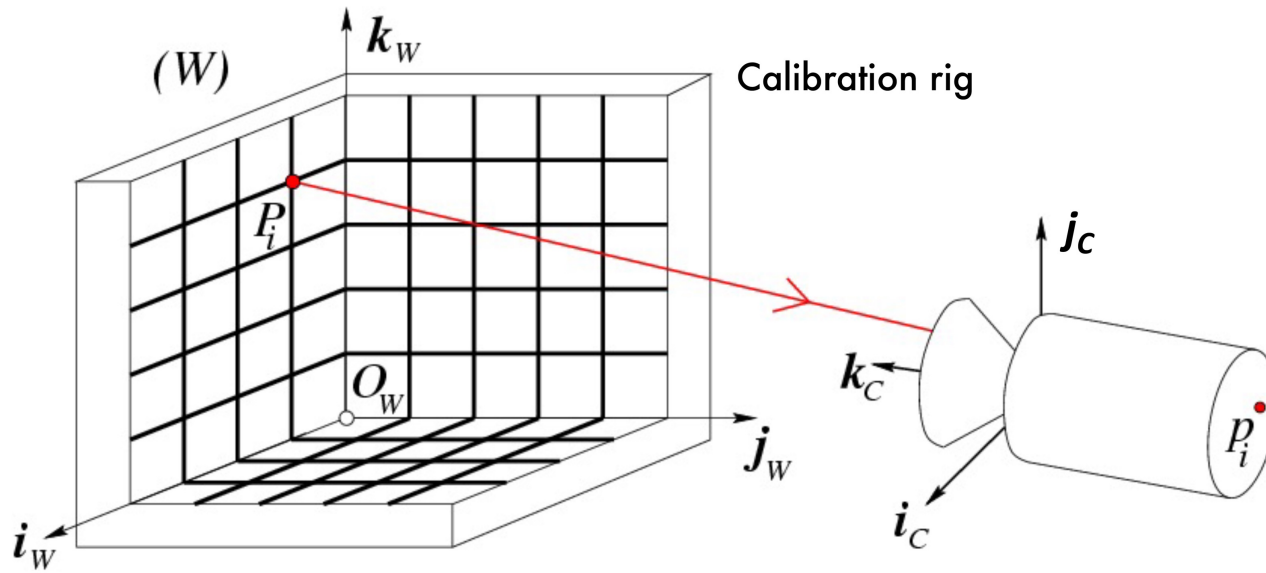
Why is this useful?

- If we know K and depth, we can compute 3D points in camera frame
- In stereo matching to compute depth, we need to know focal length
- Camera pose tracking is critical in SLAM (Simultaneous Localization and Mapping)

Camera Calibration

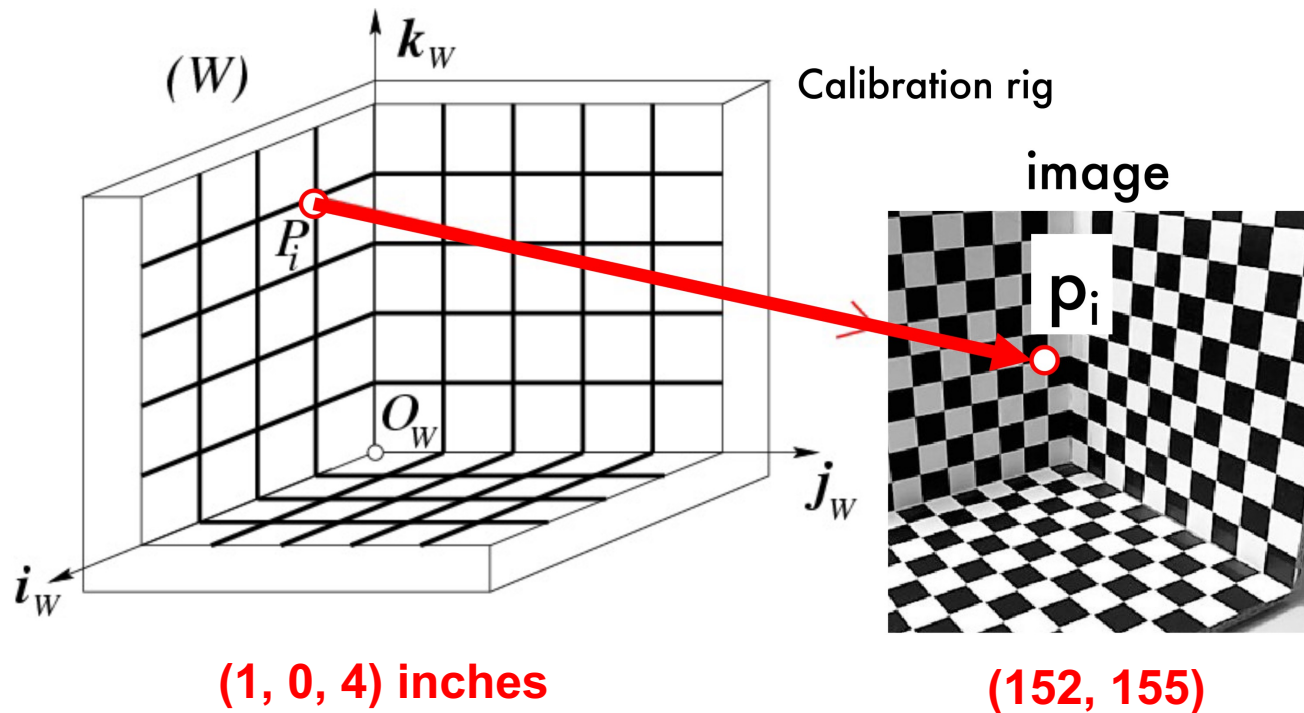
Estimate the camera intrinsics and camera extrinsics $P = K[R|t]$

Idea: using images from the camera with a known world coordinate frame



checkerboard

Camera Calibration



- Unknowns

Camera intrinsics K

Camera extrinsics:
rotation and translation R, T

- Knowns

World coordinates P_1, \dots, P_n

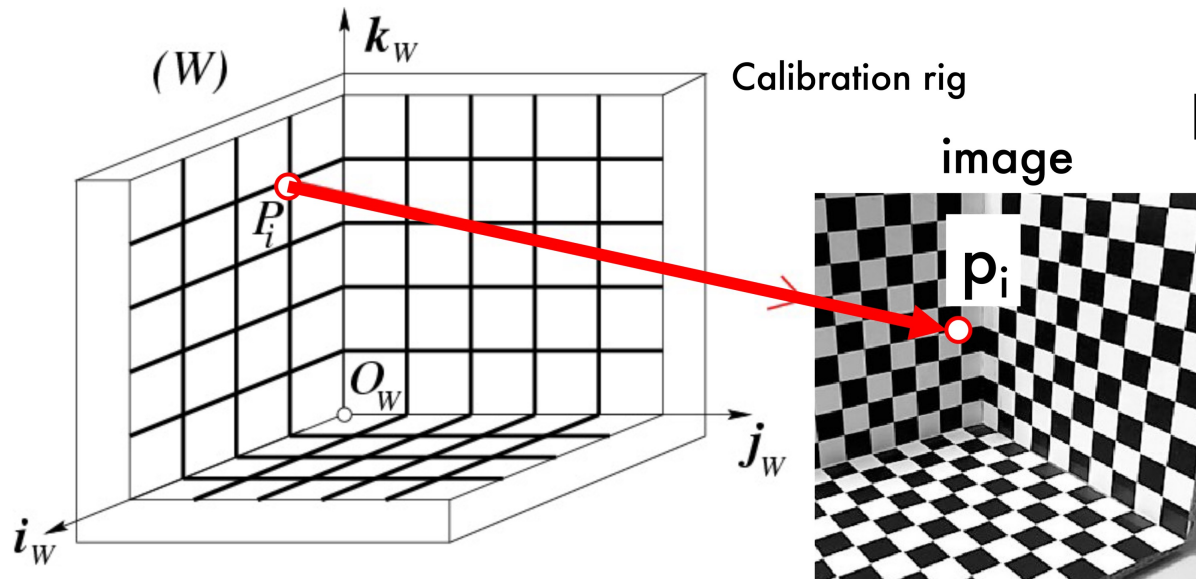
Pixel coordinates p_1, \dots, p_n

Camera Calibration

$$K = \begin{bmatrix} \alpha & -\alpha \cot \theta & c_x \\ 0 & \frac{\beta}{\sin \theta} & c_y \\ 0 & 0 & 1 \end{bmatrix}$$

$$p_i = M P_i = K [R|T] P_i$$

Pixel coordinate 3x4 World coordinate



- How many unknowns in M ?
 - 11
- How many correspondences do we need to estimate M ?
 - We need 11 equations
 - 6 correspondences
- More correspondences are better

A Linear Approach to Camera Calibration

$$p_i = MP_i = K[R|T]P_i$$

$$M = \begin{bmatrix} \mathbf{m}_1 \\ \mathbf{m}_2 \\ \mathbf{m}_3 \end{bmatrix} \begin{matrix} 1 \times 4 \\ 1 \times 4 \\ 1 \times 4 \end{matrix} \quad MP_i = \begin{bmatrix} \mathbf{m}_1 P_i \\ \mathbf{m}_2 P_i \\ \mathbf{m}_3 P_i \end{bmatrix} \quad p_i = \begin{matrix} \text{Pixel} \\ \begin{bmatrix} u_i \\ v_i \end{bmatrix} \end{matrix} = \begin{bmatrix} \frac{\mathbf{m}_1 P_i}{\mathbf{m}_3 P_i} \\ \frac{\mathbf{m}_2 P_i}{\mathbf{m}_3 P_i} \\ \frac{\mathbf{m}_3 P_i}{\mathbf{m}_3 P_i} \end{bmatrix}$$

A pair of equations

$$u_i(m_3 P_i) - m_1 P_i = 0$$
$$v_i(m_3 P_i) - m_2 P_i = 0$$

A Linear Approach to Camera Calibration

Given n correspondences $p_i = \begin{bmatrix} u_i \\ v_i \end{bmatrix} \leftrightarrow P_i$

$$\begin{array}{l}
 u_1(m_3 P_1) - m_1 P_1 = 0 \\
 v_1(m_3 P_1) - m_2 P_1 = 0 \\
 \vdots \\
 u_n(m_3 P_n) - m_1 P_n = 0 \\
 v_n(m_3 P_n) - m_2 P_n = 0
 \end{array}
 \quad
 \begin{array}{l}
 \begin{bmatrix}
 P_1^T & 0^T & -u_1 P_1^T \\
 0^T & P_1^T & -v_1 P_1^T \\
 \vdots & \vdots & \vdots \\
 P_n^T & 0^T & -u_n P_n^T \\
 0^T & P_n^T & -v_n P_n^T
 \end{bmatrix}
 \begin{bmatrix}
 m_1^T \\
 m_2^T \\
 m_3^T
 \end{bmatrix}
 = \mathbf{P}m = 0 \\
 2n \times 12 \quad 12 \times 1
 \end{array}$$

How to solve this linear system?

Linear System

$$\mathbf{P}m = 0$$

$$2n \times 12 \quad 12 \times 1$$

- Find non-zero solutions
- If m is a solution, $k \times m$ is also a solution for $k \in \mathcal{R}$
- We can seek a solution $\|m\| = 1$

$$\min \|\mathbf{P}m\|$$

Subject to $\|m\| = 1$

Solution: $P = UDV^T$ SVD decomposition of P

$2n \times 12 \quad 12 \times 12 \quad 12 \times 12$

The diagram shows the SVD decomposition $P = UDV^T$ with dimensions $2n \times 12$, 12×12 , and 12×12 below the matrices. Three red arrows point from the dimensions to the corresponding matrices: one from $2n \times 12$ to U , one from 12×12 to D , and one from 12×12 to V^T .

m is the last column of V A5.4 in Multiview Geometry in Computer Vision

A Linear Approach to Camera Calibration

$$p_i = MP_i = K[R|T]P_i$$

$$\mathbf{P}m = 0$$

m is the last column of V

How to extract K , R and T from M ?

$$m \rightarrow M \quad \text{Up to scale}$$

$$K = \begin{bmatrix} \alpha & -\alpha \cot \theta & c_x \\ 0 & \frac{\beta}{\sin \theta} & c_y \\ 0 & 0 & 1 \end{bmatrix} \quad R = \begin{bmatrix} \mathbf{r}_1^T \\ \mathbf{r}_2^T \\ \mathbf{r}_3^T \end{bmatrix} \quad T = \begin{bmatrix} t_x \\ t_y \\ t_z \end{bmatrix}$$

3 rows

$$\rho M = \begin{bmatrix} \alpha r_1^T - \alpha \cot \theta r_2^T + c_x r_3^T & \alpha t_x - \alpha \cot \theta t_y + c_x t_z \\ \frac{\beta}{\sin \theta} r_2^T + c_y r_3^T & \frac{\beta}{\sin \theta} t_y + c_y t_z \\ r_3^T & t_z \end{bmatrix}$$

Scale \rightarrow

A Linear Approach to Camera Calibration

$$M = \frac{1}{\rho} \begin{bmatrix} \alpha r_1^T - \alpha \cot \theta r_2^T + c_x r_3^T & \alpha t_x - \alpha \cot \theta t_y + c_x t_z \\ \frac{\beta}{\sin \theta} r_2^T + c_y r_3^T & \frac{\beta}{\sin \theta} t_y + c_y t_z \\ r_3^T & t_z \end{bmatrix} = [A \quad b] = \begin{bmatrix} a_1^T \\ a_2^T \\ a_3^T \end{bmatrix} \begin{bmatrix} b_1 \\ b_2 \\ b_3 \end{bmatrix}$$

The rows of a rotation matrix are unit-length, perpendicular to each other

Intrinsics

$$K = \begin{bmatrix} \alpha & -\alpha \cot \theta & c_x \\ 0 & \frac{\beta}{\sin \theta} & c_y \\ 0 & 0 & 1 \end{bmatrix}$$

FP, Computer Vision: A
Modern Approach, Sec. 1.3

$$\rho = \pm \frac{1}{\|a_3\|}$$

$$c_x = \rho^2 (a_1 \cdot a_3)$$

$$c_y = \rho^2 (a_2 \cdot a_3)$$

$$\theta = \cos^{-1} \left(-\frac{(a_1 \times a_3) \cdot (a_2 \times a_3)}{\|a_1 \times a_3\| \cdot \|a_2 \times a_3\|} \right)$$

$$\alpha = \rho^2 \|a_1 \times a_3\| \sin \theta$$

$$\beta = \rho^2 \|a_2 \times a_3\| \sin \theta$$

Extrinsics

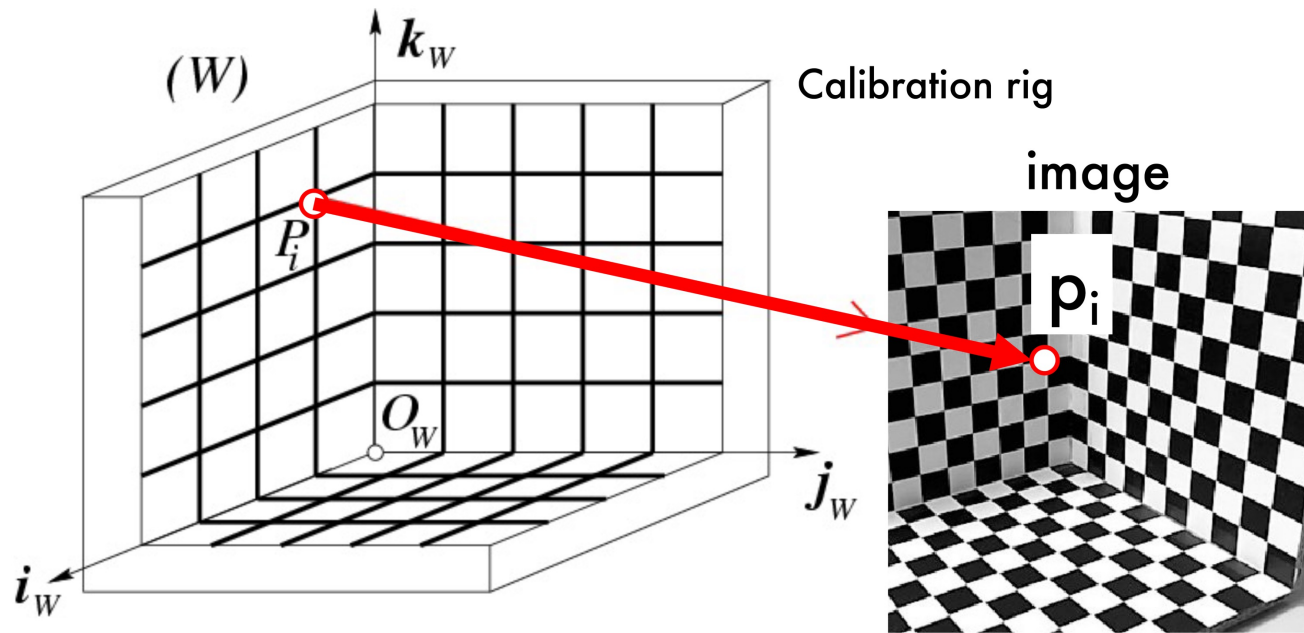
$$r_1 = \frac{a_2 \times a_3}{\|a_2 \times a_3\|}$$

$$r_2 = r_3 \times r_1$$

$$r_3 = \rho a_3$$

$$T = \rho K^{-1} b$$

A Linear Approach to Camera Calibration




$$Pm = 0$$

All 3D points should **NOT** be on the same plane. Otherwise, no solution

FP, Computer Vision: A Modern Approach, Sec. 1.3

Camera Calibration with a 2D Plane



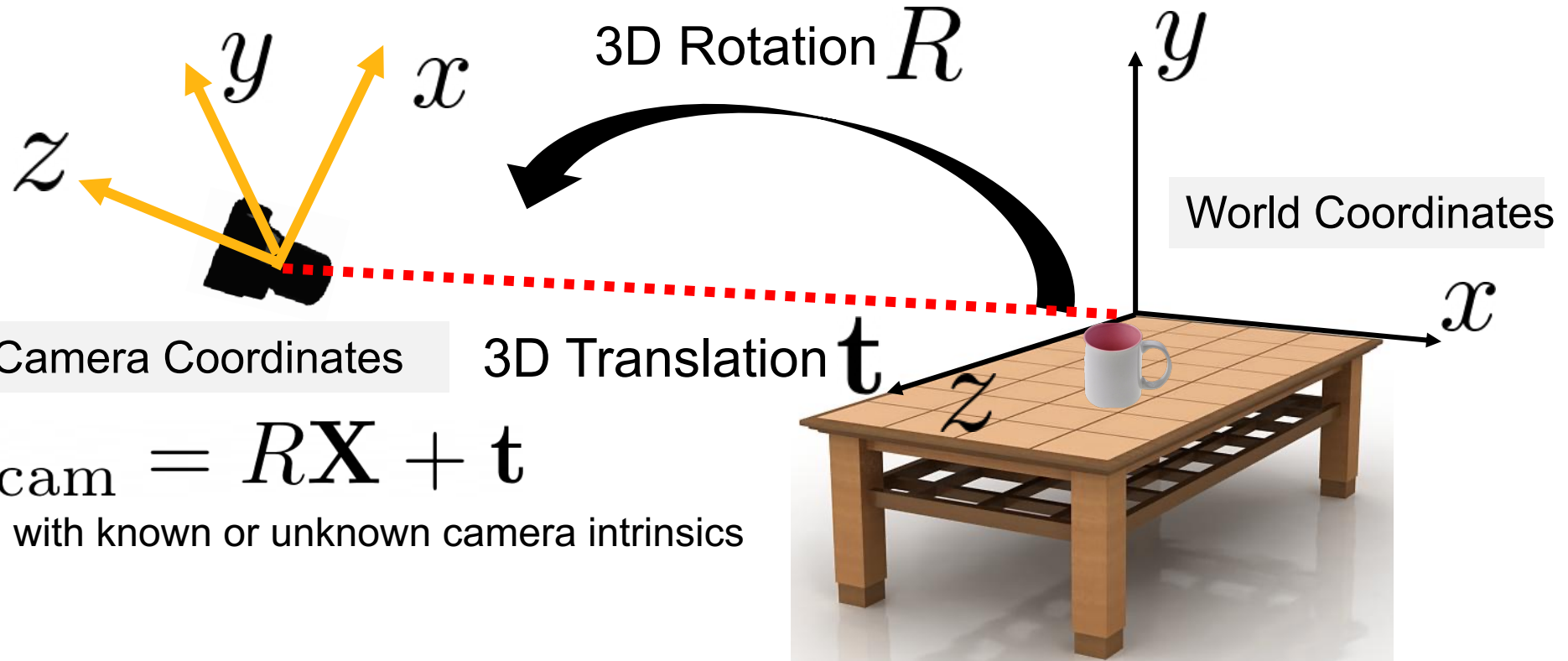
A Flexible New Technique for Camera Calibration. Zhengyou Zhang, TPAMI, 2000.

3D points on the checkerboard ($Z = 0$) $P = \begin{bmatrix} X \\ Y \\ 0 \end{bmatrix}$

http://wiki.ros.org/camera_calibration/Tutorials/MonocularCalibration

Camera Pose Estimation

Estimate the **3D rotation** and **3D translation** of a camera with respect to some world coordinate frame



Camera Coordinates

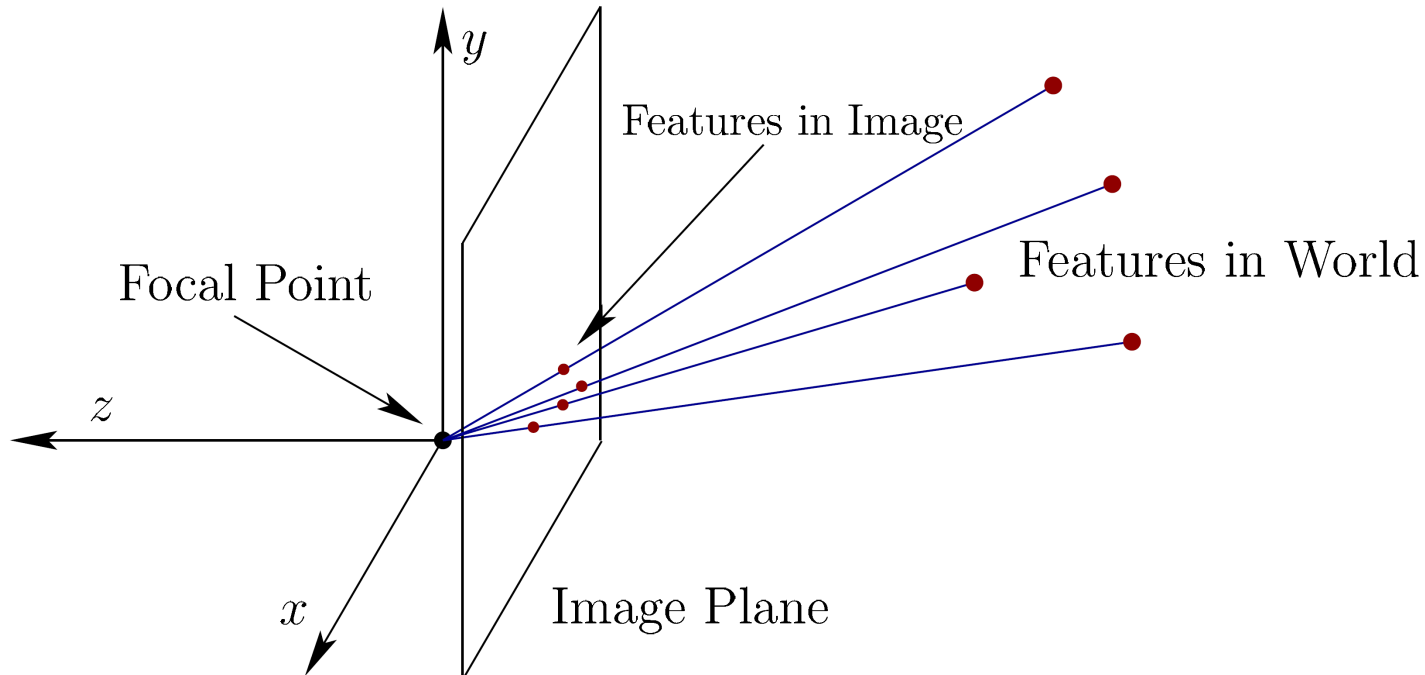
3D Translation \mathbf{t}

$$\mathbf{X}_{\text{cam}} = R\mathbf{X} + \mathbf{t}$$

Two cases: with known or unknown camera intrinsics

Camera Pose Estimation

Using visibility of features in the real world




- Natural Features
 - No setup cost
 - A difficult problem
- Artificial features
 - Print a special tag



QR code

QR Code for Pose Estimation

Using the 4 corners of a QR code as features

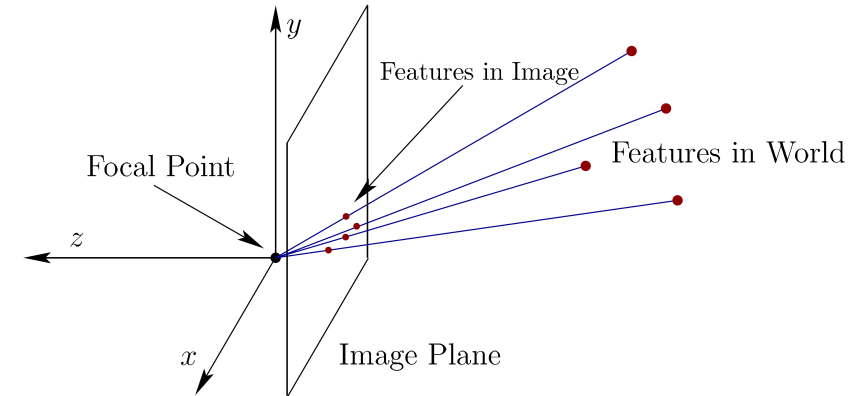


<https://visp-doc.inria.fr/doxygen/visp-daily/tutorial-pose-estimation-qr.html>

The Perspective-n-Point (PnP) Problem

Given/known variables

- A set of n 3D points in the world coordinates p_w
- Their projections (2D coordinates) on an image p_c
- Camera intrinsics K



Unknown variables

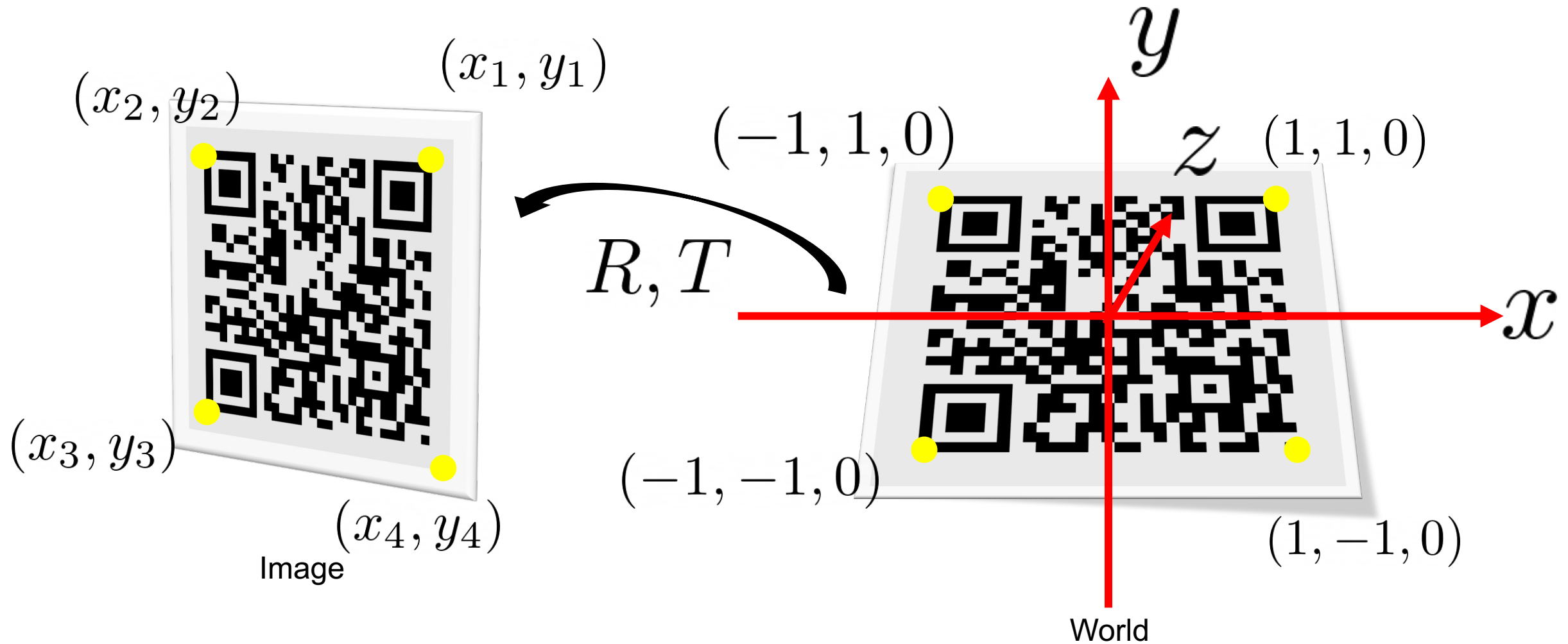
- 3D rotation of the camera with respect to the world coordinates R
- 3D translation of the camera T

$$s p_c = K [R | T] p_w.$$

↙ ↘ ↗
 Unknown

$$s \begin{bmatrix} u \\ v \\ 1 \end{bmatrix} = \begin{bmatrix} f_x & \gamma & u_0 \\ 0 & f_y & v_0 \\ 0 & 0 & 1 \end{bmatrix} \begin{bmatrix} r_{11} & r_{12} & r_{13} & t_1 \\ r_{21} & r_{22} & r_{23} & t_2 \\ r_{31} & r_{32} & r_{33} & t_3 \end{bmatrix} \begin{bmatrix} x \\ y \\ z \\ 1 \end{bmatrix}$$

The PnP Problem with QR Code

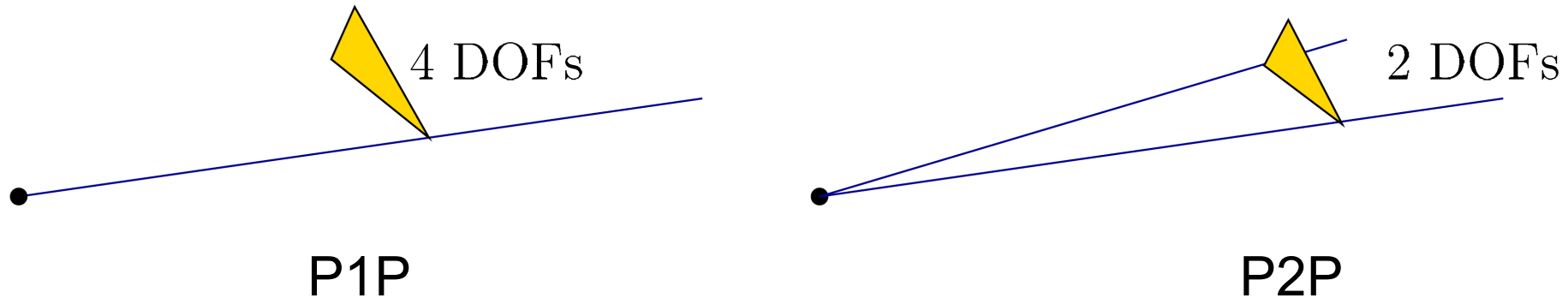


The Perspective-n-Point (PnP) Problem

6 degrees of freedom (DOFs)

- 3 DOF rotation, 3 DOF translation

Each feature that is visible eliminates 2 DOFs



The PnP Problem

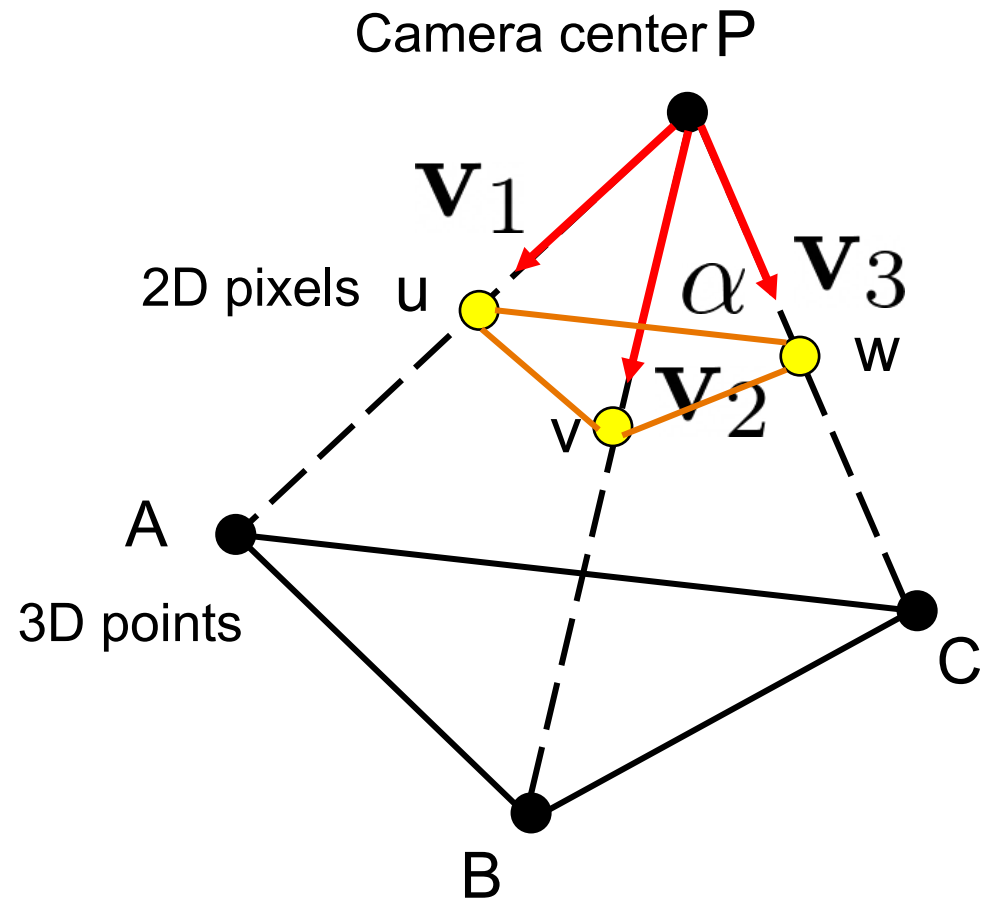
Many different algorithms to solve the PnP problem

General idea

- Retrieve the coordinates of the 3D points in the camera coordinate system \mathbf{p}_i^c
- Compute rotation and translation that align the world coordinates and the camera coordinates

$$\mathbf{p}_i^w \xrightarrow{R, T} \mathbf{p}_i^c$$

P3P



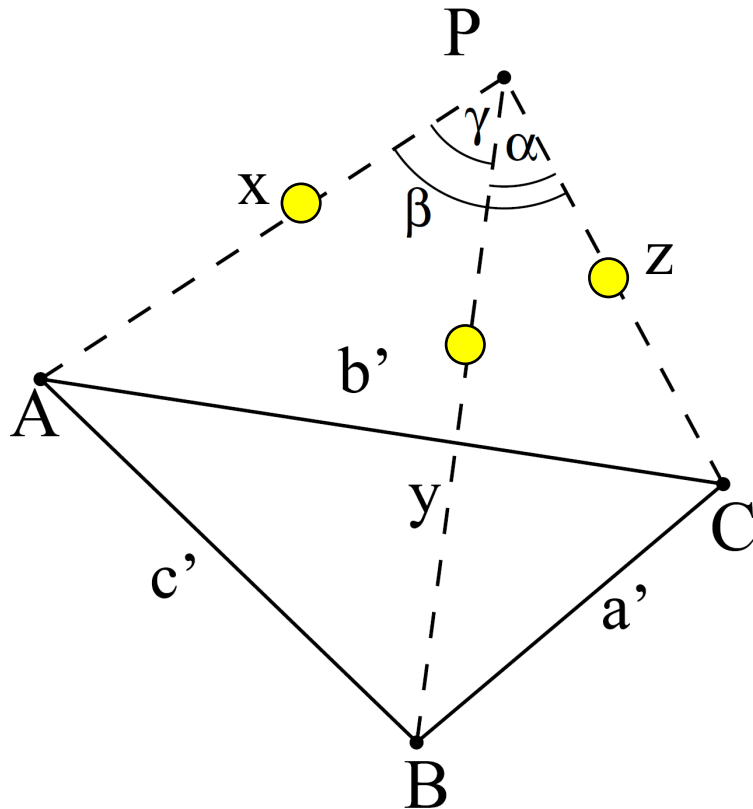
$$\mathbf{v}_1 = K^{-1} \mathbf{u}$$

$$\mathbf{v}_2 = K^{-1} \mathbf{v}$$

$$\mathbf{v}_3 = K^{-1} \mathbf{w}$$

$$\mathbf{v}_2 \cdot \mathbf{v}_3 = \|\mathbf{v}_2\| \|\mathbf{v}_3\| \cos \alpha$$

P3P



$$X = |PA| \quad Y = |PB| \quad Z = |PC|$$

Depths of the 3 pixels

X, Y, Z are the unknowns

law of cosines

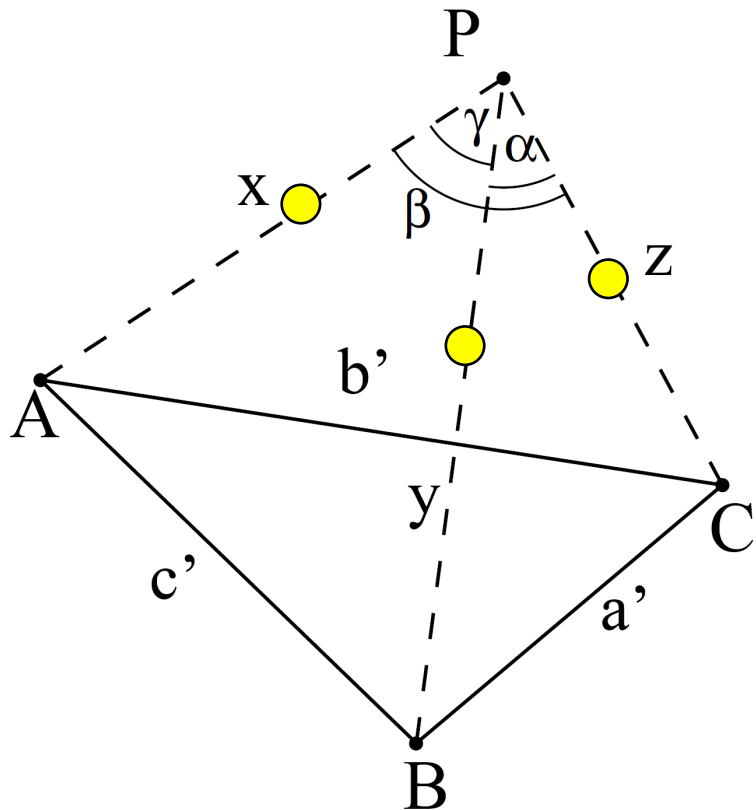
$$\begin{cases} Y^2 + Z^2 - YZp - a'^2 = 0 \\ Z^2 + X^2 - XZq - b'^2 = 0 \\ X^2 + Y^2 - XYr - c'^2 = 0. \end{cases}$$

$$p = 2 \cos \alpha \quad a' = |BC|$$

$$q = 2 \cos \beta \quad b' = |AC|$$

$$r = 2 \cos \gamma \quad c' = |AB|$$

P3P



- Find the solutions for X, Y, Z (depth of the 3 pixels)
- Obtain the coordinates of A, B, C in camera frame, e.g., $dK^{-1}u$ for A
- Compute R and T using the coordinates of A, B, C in camera frame and in world frame

Rotation and Translation from Two Point Sets

$$\mathbf{p}_i^w \xrightarrow{R, T} \mathbf{p}_i^c$$

Closed-form solution

K.S. Arun, T.S. Huang, and S.D. Blostein. Least-Squares Fitting of Two 3-D Points Sets. *IEEE Transactions on Pattern Analysis and Machine Intelligence*, 9(5):698–700, 1987.

$$\Sigma^2 = \sum_{i=1}^N \|p_i^c - (Rp_i^w + T)\|^2$$

Or <https://cs.gmu.edu/~kosecka/cs685/cs685-icp.pdf>

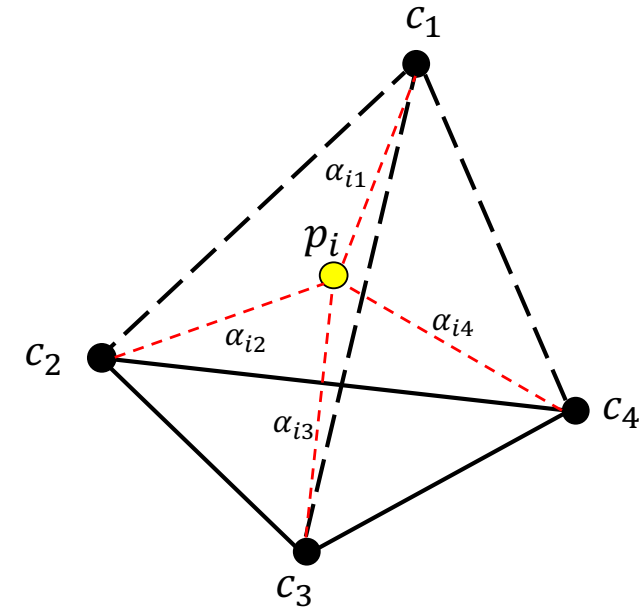
EPnP

EPnP: uses 4 control points $\mathbf{c}_j, \quad j = 1, \dots, 4$

3D coordinates in the world frame $\mathbf{p}_i^w = \sum_{j=1}^4 \alpha_{ij} \mathbf{c}_j^w$ Known

Weights $\sum_{j=1}^4 \alpha_{ij} = 1$ Known

3D coordinates in the camera frame $\mathbf{p}_i^c = \sum_{j=1}^4 \alpha_{ij} \mathbf{c}_j^c$ Unknown



EPnP: An Accurate $O(n)$ Solution to the PnP Problem. Lepetit et al., IJCV'09.

EPnP

Projection of the points in the camera frame

$$\forall i, w_i \begin{bmatrix} \mathbf{u}_i \\ 1 \end{bmatrix} = K \mathbf{p}_i^c = K \sum_{j=1}^4 \alpha_{ij} \mathbf{c}_j^c$$

$$\forall i, w_i \begin{bmatrix} u_i \\ v_i \\ 1 \end{bmatrix} = \begin{bmatrix} f_u & 0 & u_c \\ 0 & f_v & v_c \\ 0 & 0 & 1 \end{bmatrix} \sum_{j=1}^4 \alpha_{ij} \begin{bmatrix} x_j^c \\ y_j^c \\ z_j^c \end{bmatrix}$$

Unknown $\{(x_j^c, y_j^c, z_j^c)\}_{j=1, \dots, 4}$ $\{w_i\}_{i=1, \dots, n}$ $w_i = \sum_{j=1}^4 \alpha_{ij} z_j^c$

EPnP: An Accurate $O(n)$ Solution to the PnP Problem. Lepetit et al., IJCV'09.

EPnP

$$\forall i, w_i \begin{bmatrix} u_i \\ v_i \\ 1 \end{bmatrix} = \begin{bmatrix} f_u & 0 & u_c \\ 0 & f_v & v_c \\ 0 & 0 & 1 \end{bmatrix} \sum_{j=1}^4 \alpha_{ij} \begin{bmatrix} x_j^c \\ y_j^c \\ z_j^c \end{bmatrix}$$
$$w_i = \sum_{j=1}^4 \alpha_{ij} z_j^c$$

$$\sum_{j=1}^4 \alpha_{ij} f_u x_j^c + \alpha_{ij} (u_c - u_i) z_j^c = 0$$
$$\sum_{j=1}^4 \alpha_{ij} f_v y_j^c + \alpha_{ij} (v_c - v_i) z_j^c = 0$$

Unknown $\{(x_j^c, y_j^c, z_j^c)\}_{j=1, \dots, 4}$

$$\mathbf{M}\mathbf{x} = \mathbf{0}$$

$$\mathbf{x} = [\mathbf{c}_1^c{}^\top, \mathbf{c}_2^c{}^\top, \mathbf{c}_3^c{}^\top, \mathbf{c}_4^c{}^\top]^\top \quad 12 \times 1$$

\mathbf{M} is a $2n \times 12$ matrix

EPnP: An Accurate $O(n)$ Solution to the PnP Problem. Lepetit et al., IJCV'09.

EPnP

Solve $\mathbf{M}\mathbf{x} = \mathbf{0}$ to obtain $\mathbf{x} = [\mathbf{c}_1^c{}^\top, \mathbf{c}_2^c{}^\top, \mathbf{c}_3^c{}^\top, \mathbf{c}_4^c{}^\top]^\top$ See. Lepetit et al., IJCV'09

Compute 3D coordinates in camera frame $\mathbf{p}_i^c = \sum_{j=1}^4 \alpha_{ij} \mathbf{c}_j^c$

We know the 3D coordinates in world frame $\mathbf{p}_i^w = \sum_{j=1}^4 \alpha_{ij} \mathbf{c}_j^w$

Compute R and T using the two sets of 3D coordinates

$$\mathbf{p}_i^w \xrightarrow{R, T} \mathbf{p}_i^c$$

EPnP: An Accurate $O(n)$ Solution to the PnP Problem. Lepetit et al., IJCV'09.

PnP in practice

SolvePnPMethod in OpenCV

◆ SolvePnPMethod

enum cv::SolvePnPMethod

```
#include <opencv2/calib3d.hpp>
```

Enumerator	
SOLVEPNP_ITERATIVE Python: cv.SOLVEPNP_ITERATIVE	
SOLVEPNP_EPNP Python: cv.SOLVEPNP_EPNP	EPnP: Efficient Perspective-n-Point Camera Pose Estimation [125].
SOLVEPNP_P3P Python: cv.SOLVEPNP_P3P	Complete Solution Classification for the Perspective-Three-Point Problem [80].
SOLVEPNP_DLS Python: cv.SOLVEPNP_DLS	Broken implementation. Using this flag will fallback to EPnP. A Direct Least-Squares (DLS) Method for PnP [101]
SOLVEPNP_UPNP Python: cv.SOLVEPNP_UPNP	Broken implementation. Using this flag will fallback to EPnP. Exhaustive Linearization for Robust Camera Pose and Focal Length Estimation [169]
SOLVEPNP_AP3P Python: cv.SOLVEPNP_AP3P	An Efficient Algebraic Solution to the Perspective-Three-Point Problem [114].
SOLVEPNP_IPPE Python: cv.SOLVEPNP_IPPE	Infinitesimal Plane-Based Pose Estimation [46] Object points must be coplanar.
SOLVEPNP_IPPE_SQUARE Python: cv.SOLVEPNP_IPPE_SQUARE	Infinitesimal Plane-Based Pose Estimation [46] This is a special case suitable for marker pose estimation. 4 coplanar object points must be defined in the following order: <ul style="list-style-type: none">• point 0: [-squareLength / 2, squareLength / 2, 0]• point 1: [squareLength / 2, squareLength / 2, 0]• point 2: [squareLength / 2, -squareLength / 2, 0]• point 3: [-squareLength / 2, -squareLength / 2, 0]
SOLVEPNP_SQPNP Python: cv.SOLVEPNP_SQPNP	SQPNP: A Consistently Fast and Globally Optimal Solution to the Perspective-n-Point Problem [208].

QR Code Pose Tracking Example



<https://levelup.gitconnected.com/qr-code-scanner-in-kotlin-e15dd9bfbb1f>

Further Reading

Stanford CS231A: Computer Vision, From 3D Reconstruction to Recognition, Lecture 3 <https://web.stanford.edu/class/cs231a/syllabus.html>

FP, Computer Vision: A Modern Approach, Sec. 1.3

A Flexible New Technique for Camera Calibration. Zhengyou Zhang, TPAMI. 2000.

EPnP: An Accurate $O(n)$ Solution to the PnP Problem. Lepetit et al., IJCV'09.