



THE UNIVERSITY OF TEXAS AT DALLAS

Camera Calibration and Pose Estimation

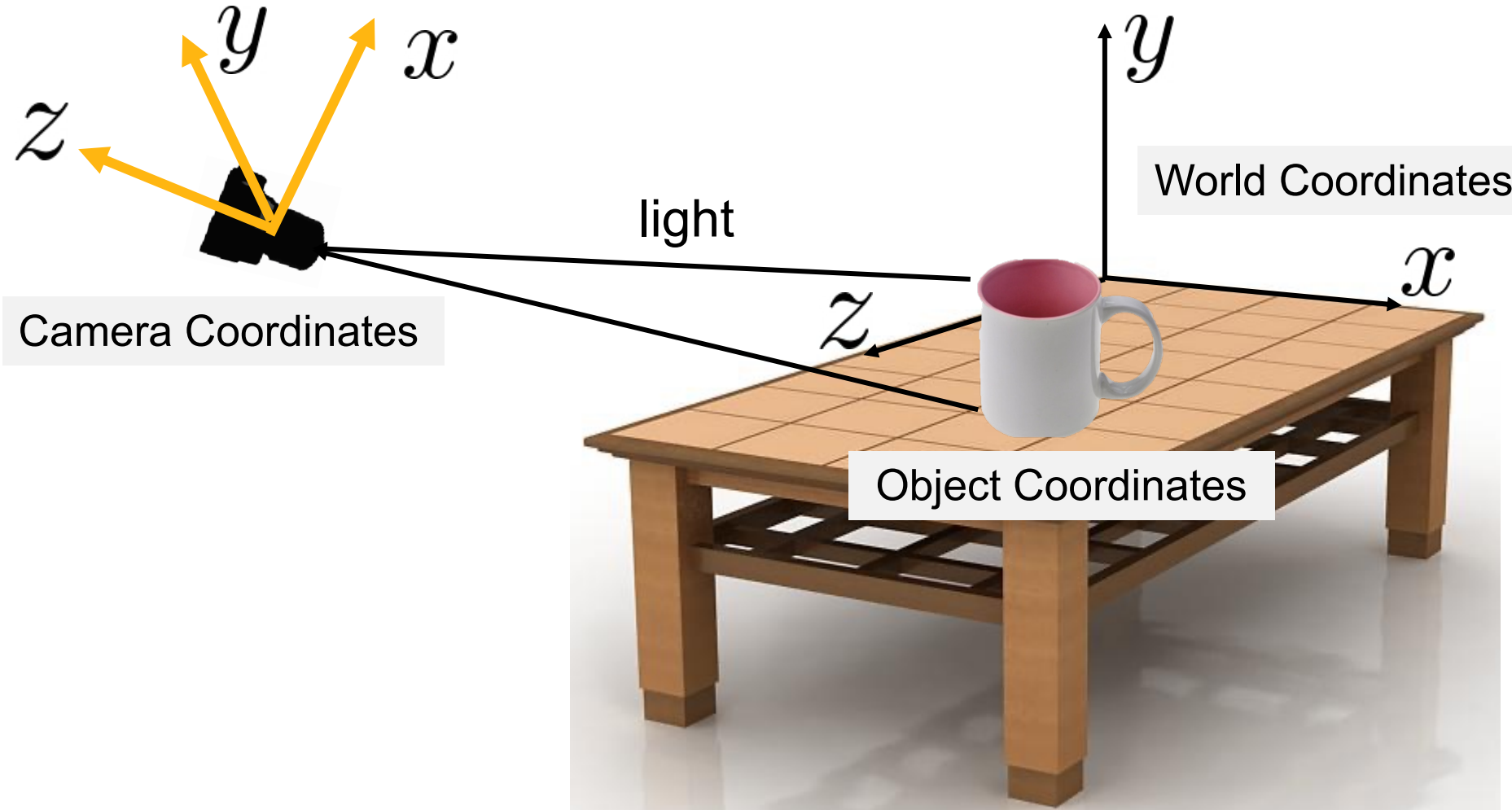
CS 4391 Introduction to Computer Vision

Professor Yapeng Tian

Department of Computer Science

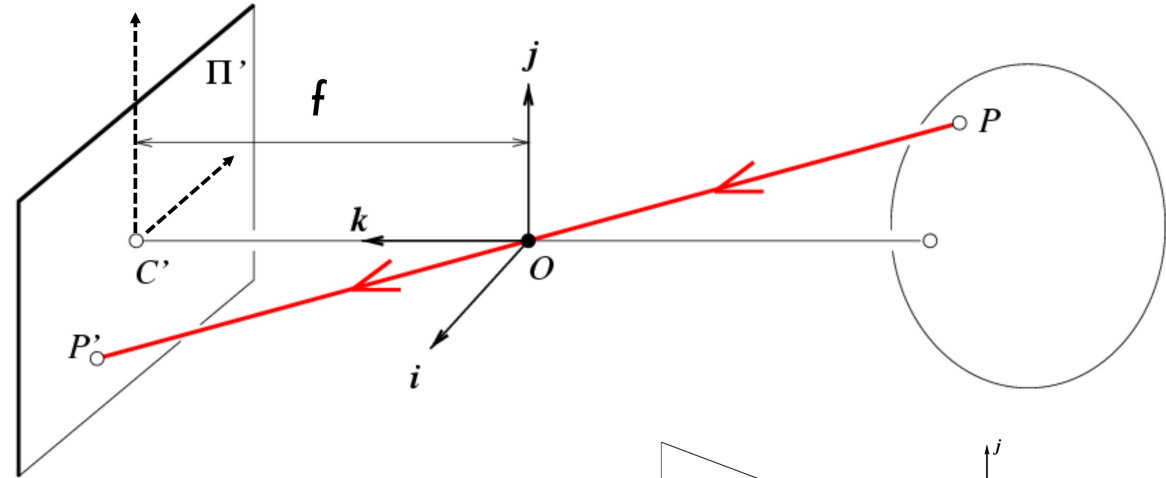
Slides borrowed from Professor Yu Xiang

Camera Models: 3D-to-2D Projection



Recap Camera Models

Camera projection matrix



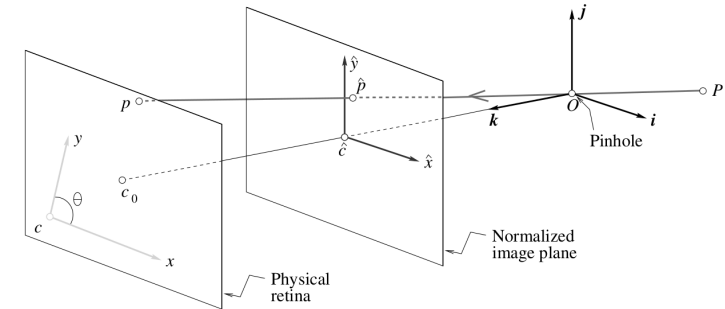
$$P = K [R | \mathbf{t}]$$

3x3

3x4

Camera intrinsics

Camera extrinsics:
rotation and translation



$$K = \begin{bmatrix} \alpha & -\alpha \cot \theta & c_x \\ 0 & \frac{\beta}{\sin \theta} & c_y \\ 0 & 0 & 1 \end{bmatrix}$$

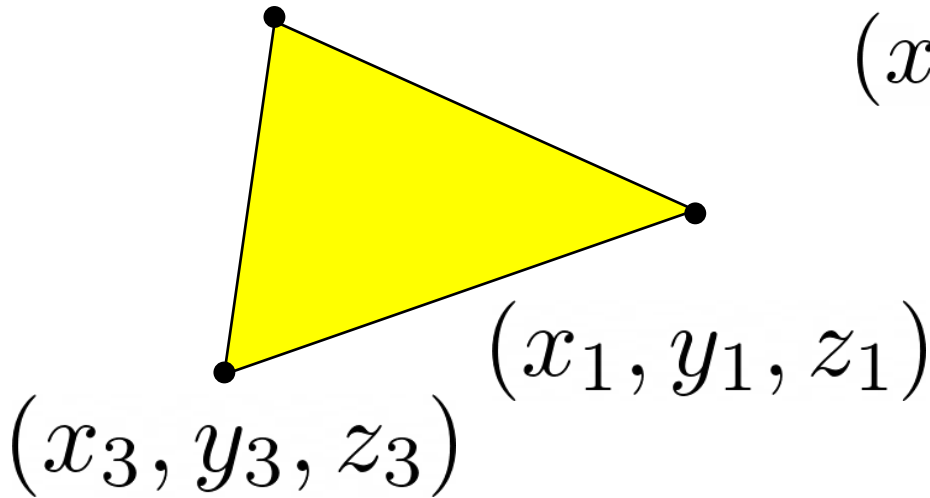
Recap 3D Translation

$$(x_1, y_1, z_1) \mapsto (x_1 + x_t, y_1 + y_t, z_1 + z_t)$$

$$(x_2, y_2, z_2) \mapsto (x_2 + x_t, y_2 + y_t, z_2 + z_t)$$

$$(x_3, y_3, z_3) \mapsto (x_3 + x_t, y_3 + y_t, z_3 + z_t)$$

$$(x_2, y_2, z_2)$$



$$\mathbf{v}_1 \mapsto \mathbf{v}_1 + \mathbf{t}$$

$$\mathbf{v}_2 \mapsto \mathbf{v}_2 + \mathbf{t}$$

$$\mathbf{v}_3 \mapsto \mathbf{v}_3 + \mathbf{t}$$

$$\text{3D Translation } \mathbf{t} = (x_t, y_t, z_t)$$

Recap 3D Rotations

Unit-length columns

Perpendicular columns

$$\det M = 1$$

3 DOFs

$$R_z(\gamma) = \begin{bmatrix} \cos \gamma & -\sin \gamma & 0 \\ \sin \gamma & \cos \gamma & 0 \\ 0 & 0 & 1 \end{bmatrix}$$

Roll

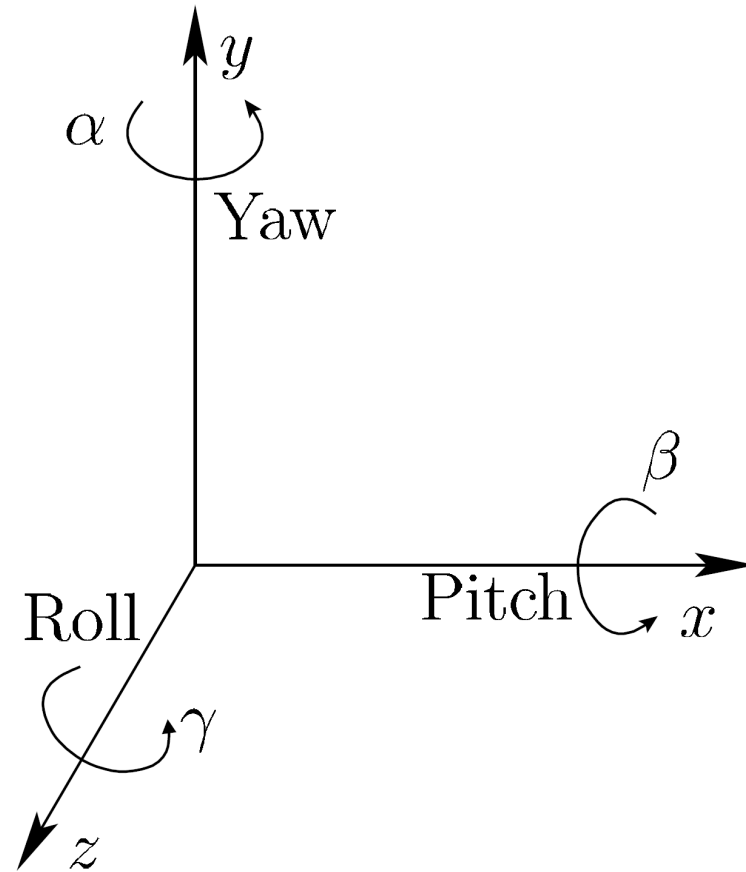
$$R_y(\alpha) = \begin{bmatrix} \cos \alpha & 0 & \sin \alpha \\ 0 & 1 & 0 \\ -\sin \alpha & 0 & \cos \alpha \end{bmatrix}$$

Yaw

$$R_x(\beta) = \begin{bmatrix} 1 & 0 & 0 \\ 0 & \cos \beta & -\sin \beta \\ 0 & \sin \beta & \cos \beta \end{bmatrix}$$

Pitch

$$R(\alpha, \beta, \gamma) = R_y(\alpha)R_x(\beta)R_z(\gamma)$$



Camera Calibration

Estimate the camera intrinsics and camera extrinsics $P = K[R|\mathbf{t}]$

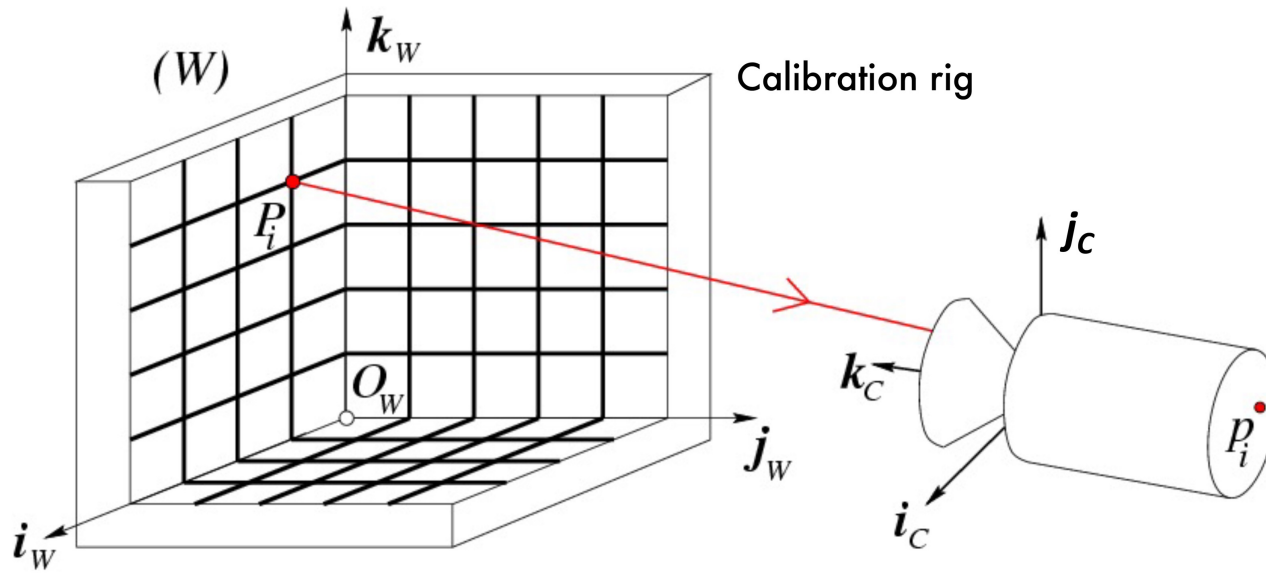
Why is this useful?

- If we know K and depth, we can compute 3D points in camera frame
- In stereo matching to compute depth, we need to know focal length
- Camera pose tracking is critical in SLAM (Simultaneous Localization and Mapping)

Camera Calibration

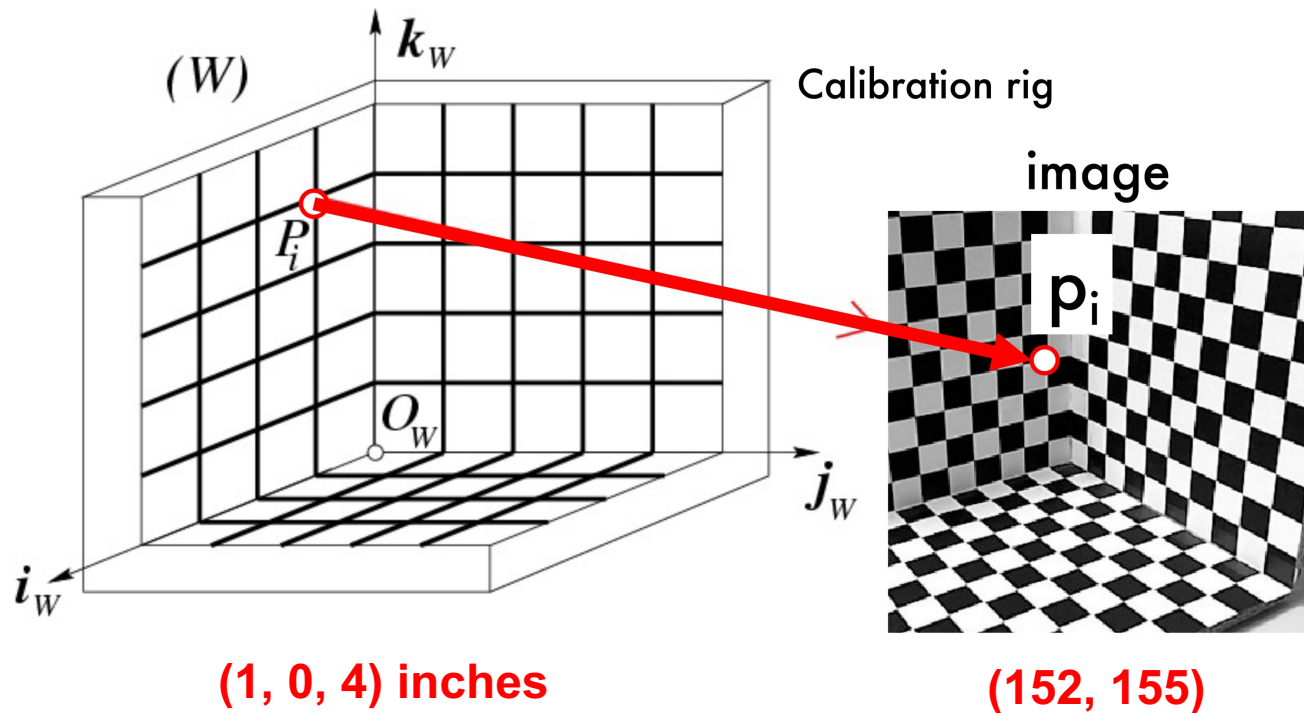
Estimate the camera intrinsics and camera extrinsics $P = K[R|t]$

Idea: using images from the camera with a known world coordinate frame



checkerboard

Camera Calibration



- Unknowns

Camera intrinsics K

Camera extrinsics:
rotation and translation R, T

- Knowns

World coordinates P_1, \dots, P_n

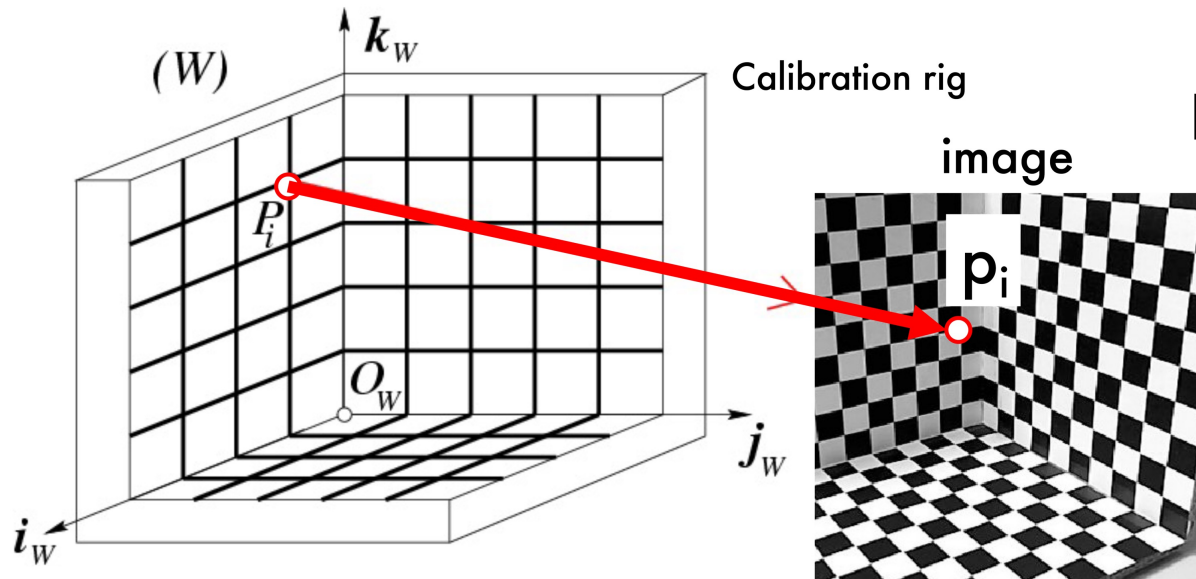
Pixel coordinates p_1, \dots, p_n

Camera Calibration

$$K = \begin{bmatrix} \alpha & -\alpha \cot \theta & c_x \\ 0 & \frac{\beta}{\sin \theta} & c_y \\ 0 & 0 & 1 \end{bmatrix}$$

$$p_i = M P_i = K [R|T] P_i$$

Pixel coordinate 3x4 World coordinate



- How many unknowns in M ?
 - 11
- How many correspondences do we need to estimate M ?
 - We need 11 equations
 - 6 correspondences
- More correspondences are better

A Linear Approach to Camera Calibration

$$p_i = MP_i = K[R|T]P_i$$

$$M = \begin{bmatrix} \mathbf{m}_1 \\ \mathbf{m}_2 \\ \mathbf{m}_3 \end{bmatrix} \begin{matrix} 1 \times 4 \\ 1 \times 4 \\ 1 \times 4 \end{matrix} \quad MP_i = \begin{bmatrix} \mathbf{m}_1 P_i \\ \mathbf{m}_2 P_i \\ \mathbf{m}_3 P_i \end{bmatrix} \quad p_i = \begin{matrix} \text{Pixel} \\ \begin{bmatrix} u_i \\ v_i \end{bmatrix} \end{matrix} = \begin{bmatrix} \frac{\mathbf{m}_1 P_i}{\mathbf{m}_3 P_i} \\ \frac{\mathbf{m}_2 P_i}{\mathbf{m}_3 P_i} \\ \frac{\mathbf{m}_3 P_i}{\mathbf{m}_3 P_i} \end{bmatrix}$$

A pair of equations

$$u_i(m_3 P_i) - m_1 P_i = 0$$
$$v_i(m_3 P_i) - m_2 P_i = 0$$

A Linear Approach to Camera Calibration

Given n correspondences $p_i = \begin{bmatrix} u_i \\ v_i \end{bmatrix} \leftrightarrow P_i$

$$\begin{array}{l}
 u_1(m_3 P_1) - m_1 P_1 = 0 \\
 v_1(m_3 P_1) - m_2 P_1 = 0 \\
 \vdots \\
 u_n(m_3 P_n) - m_1 P_n = 0 \\
 v_n(m_3 P_n) - m_2 P_n = 0
 \end{array}
 \begin{array}{l}
 \begin{bmatrix}
 P_1^T & 0^T & -u_1 P_1^T \\
 0^T & P_1^T & -v_1 P_1^T \\
 \vdots & \vdots & \vdots \\
 P_n^T & 0^T & -u_n P_n^T \\
 0^T & P_n^T & -v_n P_n^T
 \end{bmatrix}
 \begin{bmatrix}
 m_1^T \\
 m_2^T \\
 m_3^T
 \end{bmatrix}
 = \mathbf{P}m = 0 \\
 2n \times 12 \quad 12 \times 1
 \end{array}$$

How to solve this linear system?

Linear System

$$\mathbf{P}m = 0$$

$$2n \times 12 \quad 12 \times 1$$

- Find non-zero solutions
- If m is a solution, $k \times m$ is also a solution for $k \in \mathcal{R}$
- We can seek a solution $\|m\| = 1$

$$\min \|\mathbf{P}m\|$$

Subject to $\|m\| = 1$

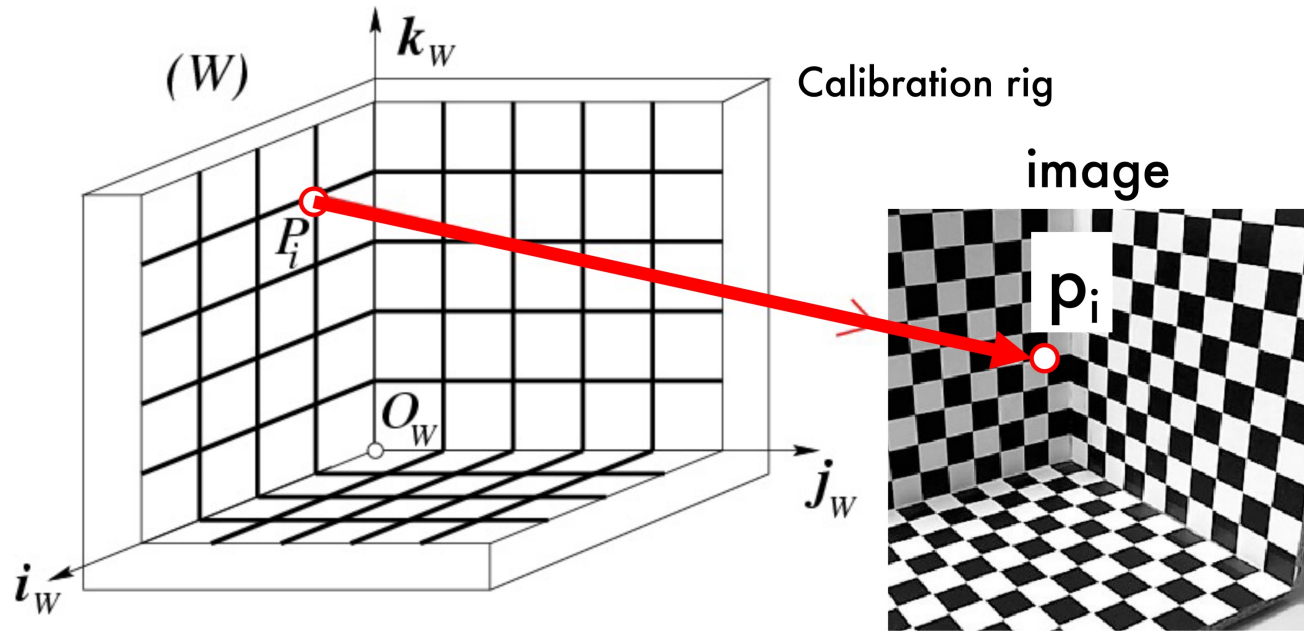
Solution: $P = UDV^T$ SVD decomposition of P

$2n \times 12$ 12×12 12×12

The diagram shows the SVD decomposition $P = UDV^T$. Red arrows point from the dimensions $2n \times 12$, 12×12 , and 12×12 to the matrices U , D , and V^T respectively in the decomposition.

m is the last column of V A5.4 in Multiview Geometry in Computer Vision

A Linear Approach to Camera Calibration




$$Pm = 0$$

All 3D points should **NOT** be on the same plane. Otherwise, no solution

FP, Computer Vision: A Modern Approach, Sec. 1.3

Camera Calibration with a 2D Plane



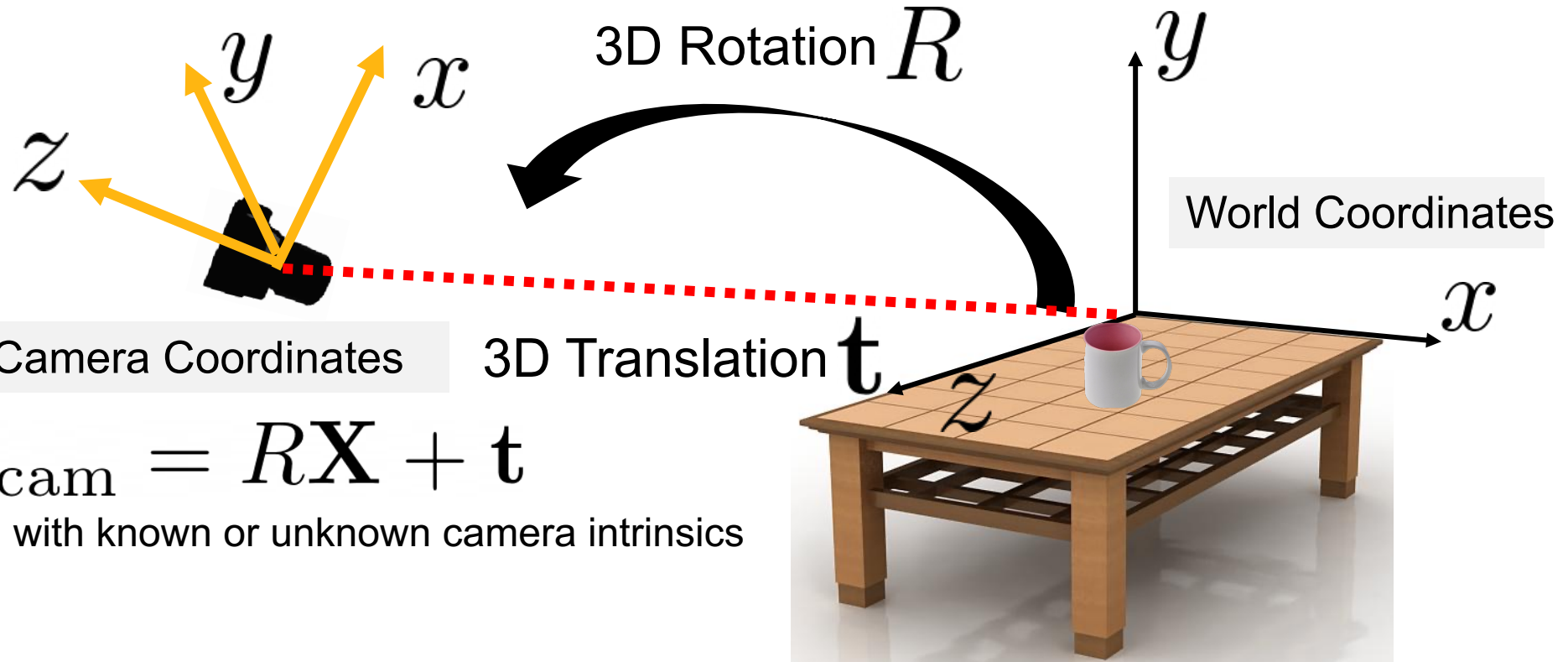
A Flexible New Technique for Camera Calibration. Zhengyou Zhang, TPAMI, 2000.

3D points on the checkerboard ($Z = 0$) $P = \begin{bmatrix} X \\ Y \\ 0 \end{bmatrix}$

http://wiki.ros.org/camera_calibration/Tutorials/MonocularCalibration

Camera Pose Estimation

Estimate the **3D rotation** and **3D translation** of a camera with respect to some world coordinate frame

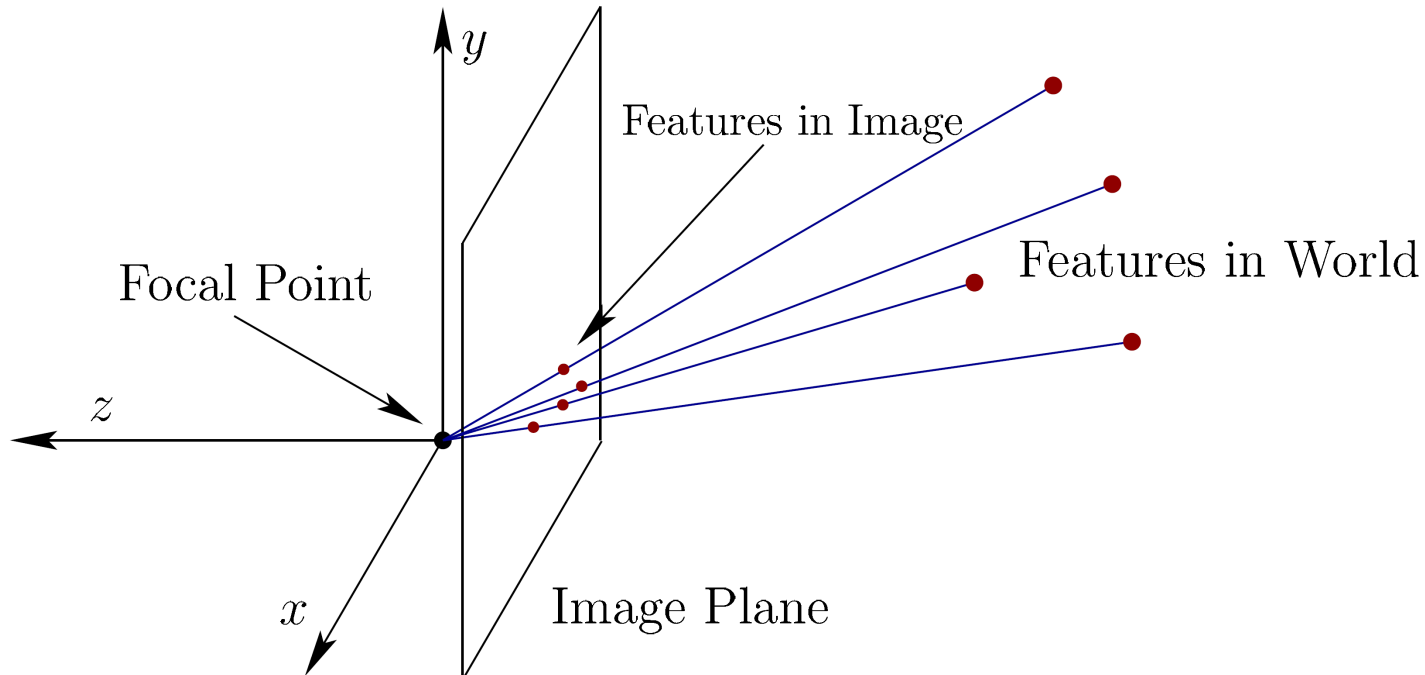


$$\mathbf{X}_{\text{cam}} = R\mathbf{X} + \mathbf{t}$$

Two cases: with known or unknown camera intrinsics

Camera Pose Estimation

Using visibility of features in the real world




- Natural Features
 - No setup cost
 - A difficult problem
- Artificial features
 - Print a special tag



QR code

QR Code for Pose Estimation

Using the 4 corners of a QR code as features

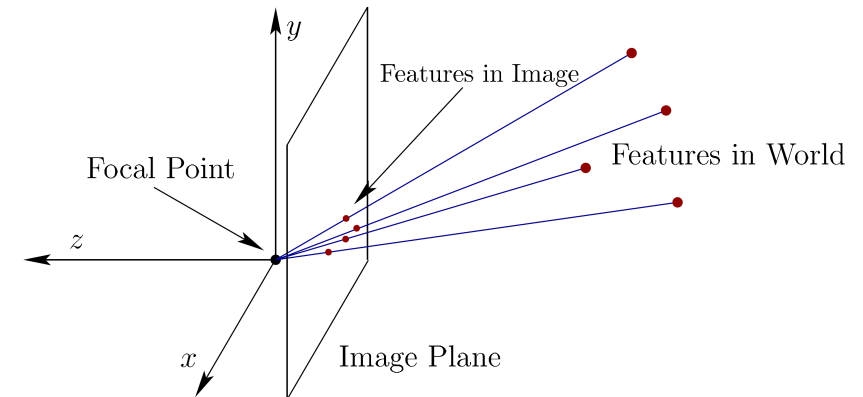


<https://visp-doc.inria.fr/doxygen/visp-daily/tutorial-pose-estimation-qr.html>

The Perspective-n-Point (PnP) Problem

Given/known variables

- A set of n 3D points in the world coordinates p_w
- Their projections (2D coordinates) on an image p_c
- Camera intrinsics K



Unknown variables

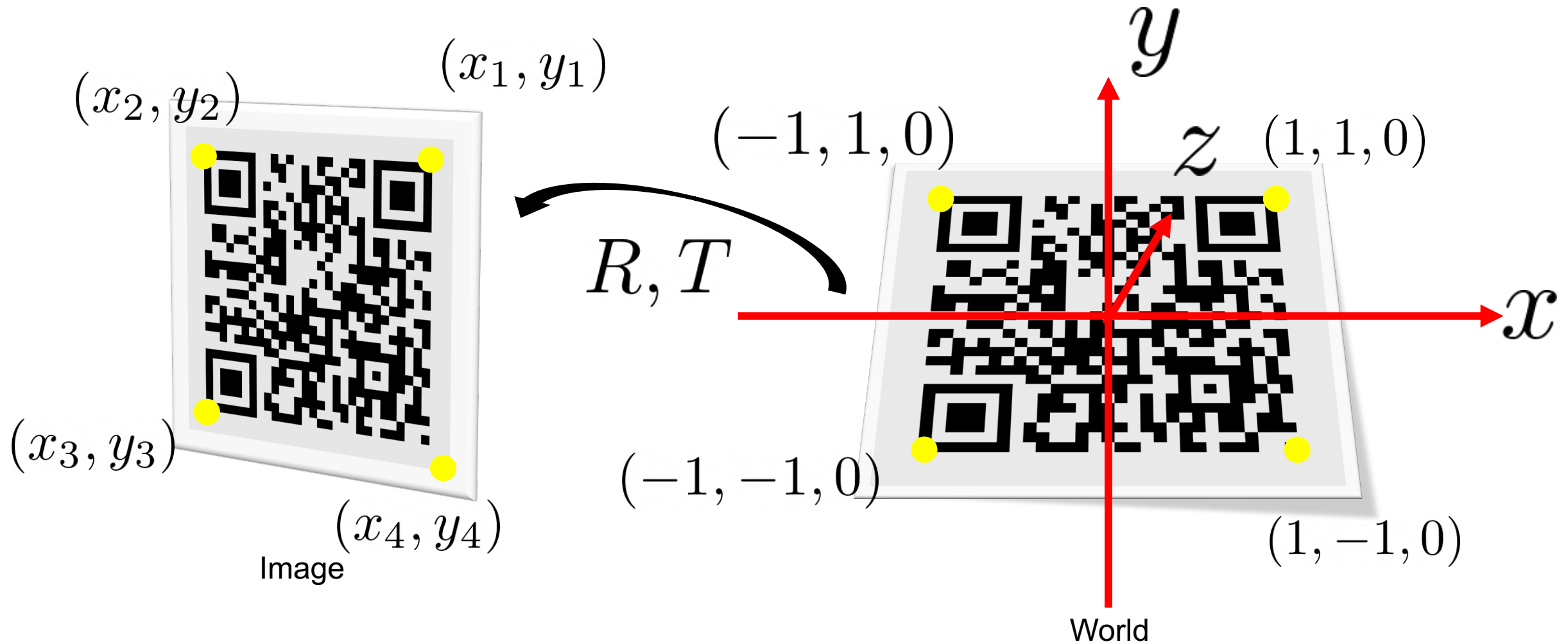
- 3D rotation of the camera with respect to the world coordinates R
- 3D translation of the camera T

$$s p_c = K [R | T] p_w.$$

↙ ↘ ↗
 Unknown

$$s \begin{bmatrix} u \\ v \\ 1 \end{bmatrix} = \begin{bmatrix} f_x & \gamma & u_0 \\ 0 & f_y & v_0 \\ 0 & 0 & 1 \end{bmatrix} \begin{bmatrix} r_{11} & r_{12} & r_{13} & t_1 \\ r_{21} & r_{22} & r_{23} & t_2 \\ r_{31} & r_{32} & r_{33} & t_3 \end{bmatrix} \begin{bmatrix} x \\ y \\ z \\ 1 \end{bmatrix}$$

The PnP Problem with QR Code

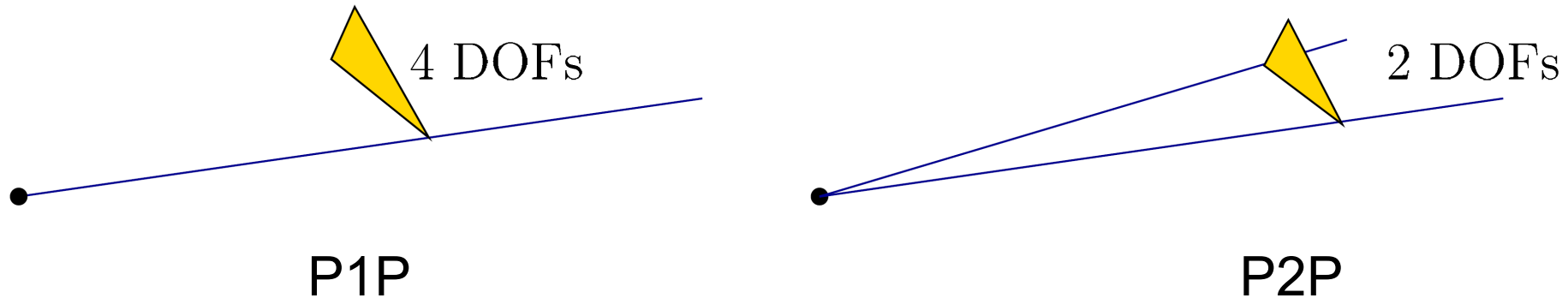


The Perspective-n-Point (PnP) Problem

6 degrees of freedom (DOFs)

- 3 DOF rotation, 3 DOF translation

Each feature that is visible eliminates 2 DOFs



The PnP Problem

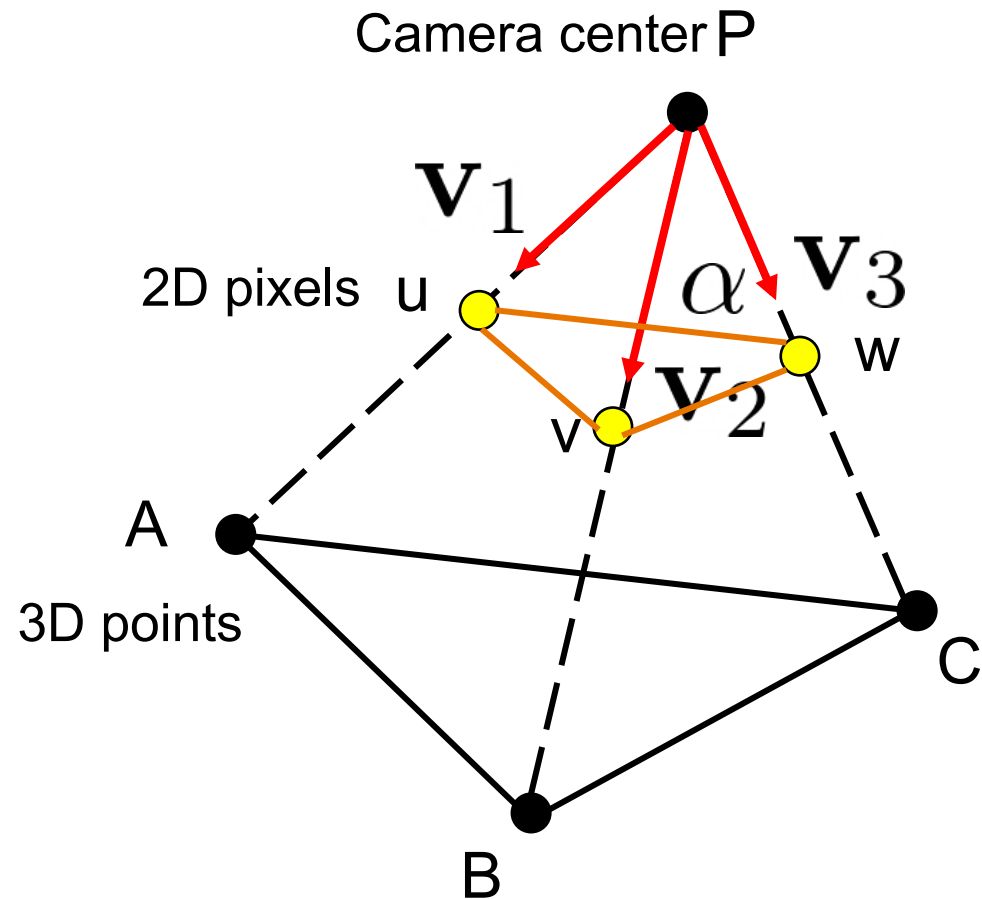
Many different algorithms to solve the PnP problem

General idea

- Retrieve the coordinates of the 3D points in the camera coordinate system \mathbf{p}_i^c
- Compute rotation and translation that align the world coordinates and the camera coordinates

$$\mathbf{p}_i^w \xrightarrow{R, T} \mathbf{p}_i^c$$

P3P



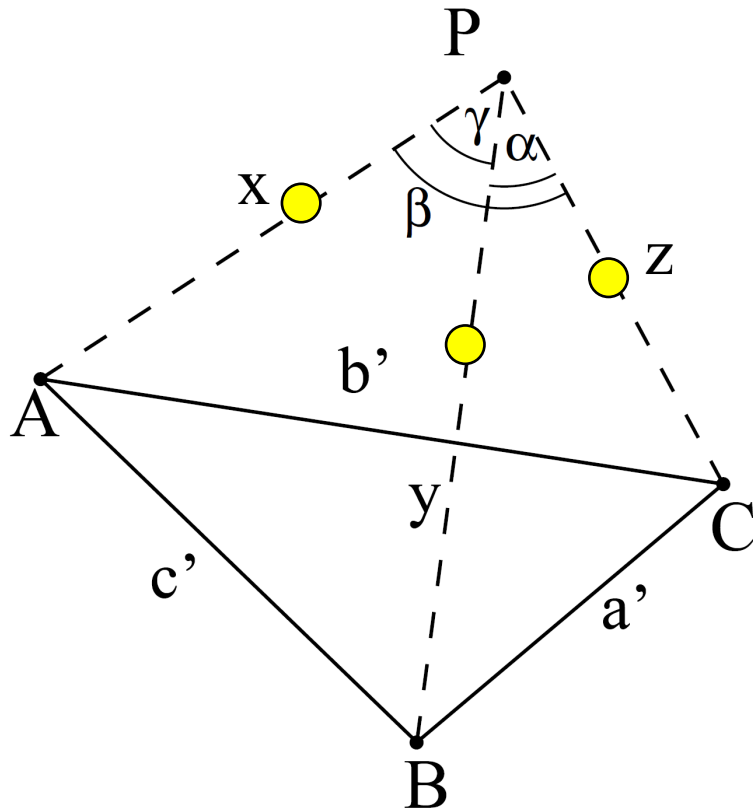
$$\mathbf{v}_1 = K^{-1} \mathbf{u}$$

$$\mathbf{v}_2 = K^{-1} \mathbf{v}$$

$$\mathbf{v}_3 = K^{-1} \mathbf{w}$$

$$\mathbf{v}_2 \cdot \mathbf{v}_3 = \|\mathbf{v}_2\| \|\mathbf{v}_3\| \cos \alpha$$

P3P



$$X = |PA| \quad Y = |PB| \quad Z = |PC|$$

Depths of the 3 pixels

X, Y, Z are the unknowns

law of cosines

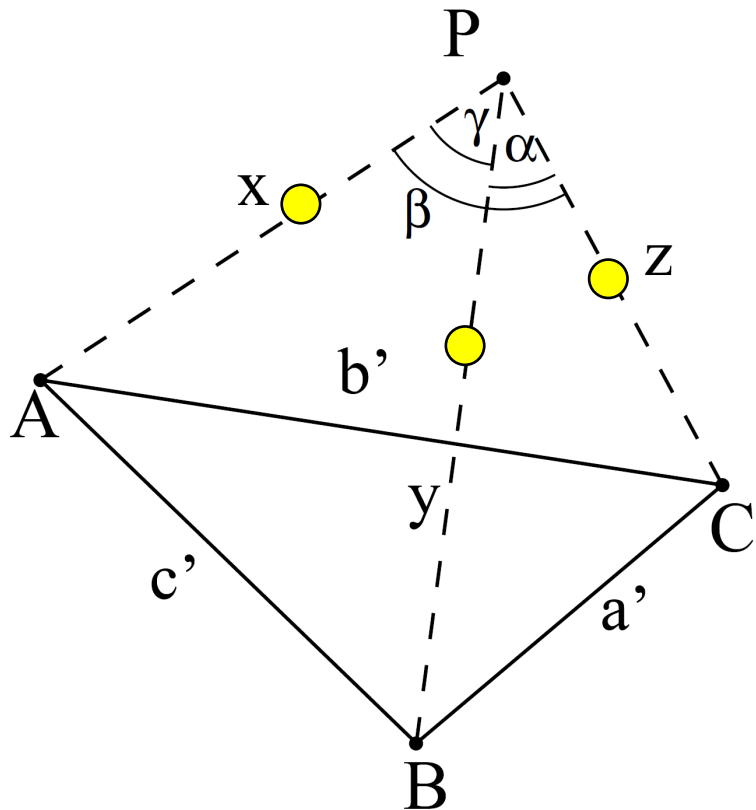
$$\begin{cases} Y^2 + Z^2 - YZp - a'^2 = 0 \\ Z^2 + X^2 - XZq - b'^2 = 0 \\ X^2 + Y^2 - XYr - c'^2 = 0. \end{cases}$$

$$p = 2 \cos \alpha \quad a' = |BC|$$

$$q = 2 \cos \beta \quad b' = |AC|$$

$$r = 2 \cos \gamma \quad c' = |AB|$$

P3P



- Find the solutions for X, Y, Z (depth of the 3 pixels)
- Obtain the coordinates of A, B, C in camera frame, e.g., $dK^{-1}u$ for A
- Compute R and T using the coordinates of A, B, C in camera frame and in world frame

Rotation and Translation from Two Point Sets

$$\mathbf{p}_i^w \xrightarrow{R, T} \mathbf{p}_i^c$$

Closed-form solution

K.S. Arun, T.S. Huang, and S.D. Blostein. Least-Squares Fitting of Two 3-D Points Sets. *IEEE Transactions on Pattern Analysis and Machine Intelligence*, 9(5):698–700, 1987.

$$\Sigma^2 = \sum_{i=1}^N \|p_i^c - (Rp_i^w + T)\|^2$$

Or <https://cs.gmu.edu/~kosecka/cs685/cs685-icp.pdf>

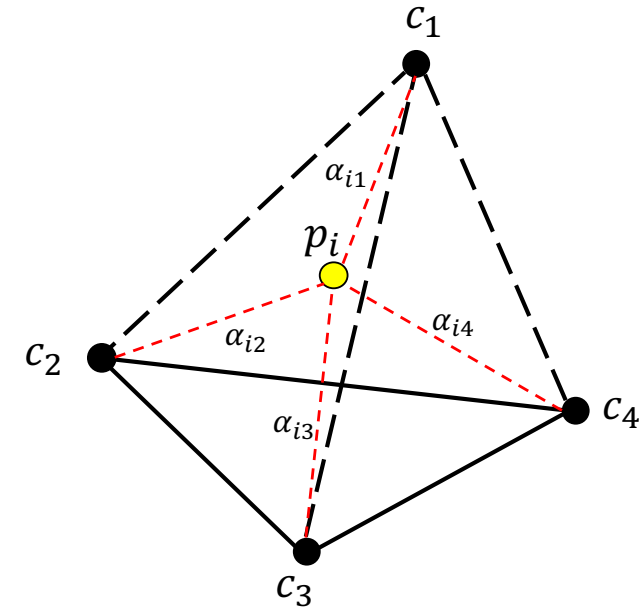
EPnP

EPnP: uses 4 control points $\mathbf{c}_j, \quad j = 1, \dots, 4$

3D coordinates in the world frame $\mathbf{p}_i^w = \sum_{j=1}^4 \alpha_{ij} \mathbf{c}_j^w$ Known

Weights $\sum_{j=1}^4 \alpha_{ij} = 1$ Known

3D coordinates in the camera frame $\mathbf{p}_i^c = \sum_{j=1}^4 \alpha_{ij} \mathbf{c}_j^c$ Unknown



EPnP: An Accurate $O(n)$ Solution to the PnP Problem. Lepetit et al., IJCV'09.

EPnP

Projection of the points in the camera frame

$$\forall i, w_i \begin{bmatrix} \mathbf{u}_i \\ 1 \end{bmatrix} = K \mathbf{p}_i^c = K \sum_{j=1}^4 \alpha_{ij} \mathbf{c}_j^c$$

$$\forall i, w_i \begin{bmatrix} u_i \\ v_i \\ 1 \end{bmatrix} = \begin{bmatrix} f_u & 0 & u_c \\ 0 & f_v & v_c \\ 0 & 0 & 1 \end{bmatrix} \sum_{j=1}^4 \alpha_{ij} \begin{bmatrix} x_j^c \\ y_j^c \\ z_j^c \end{bmatrix}$$

Unknown $\{(x_j^c, y_j^c, z_j^c)\}_{j=1, \dots, 4}$ $\{w_i\}_{i=1, \dots, n}$ $w_i = \sum_{j=1}^4 \alpha_{ij} z_j^c$

EPnP: An Accurate $O(n)$ Solution to the PnP Problem. Lepetit et al., IJCV'09.

EPnP

$$\forall i, w_i \begin{bmatrix} u_i \\ v_i \\ 1 \end{bmatrix} = \begin{bmatrix} f_u & 0 & u_c \\ 0 & f_v & v_c \\ 0 & 0 & 1 \end{bmatrix} \sum_{j=1}^4 \alpha_{ij} \begin{bmatrix} x_j^c \\ y_j^c \\ z_j^c \end{bmatrix}$$
$$w_i = \sum_{j=1}^4 \alpha_{ij} z_j^c$$

$$\sum_{j=1}^4 \alpha_{ij} f_u x_j^c + \alpha_{ij} (u_c - u_i) z_j^c = 0$$
$$\sum_{j=1}^4 \alpha_{ij} f_v y_j^c + \alpha_{ij} (v_c - v_i) z_j^c = 0$$

Unknown $\{(x_j^c, y_j^c, z_j^c)\}_{j=1, \dots, 4}$

$$\mathbf{M}\mathbf{x} = \mathbf{0}$$

$$\mathbf{x} = [\mathbf{c}_1^c{}^\top, \mathbf{c}_2^c{}^\top, \mathbf{c}_3^c{}^\top, \mathbf{c}_4^c{}^\top]^\top \quad 12 \times 1$$

\mathbf{M} is a $2n \times 12$ matrix

EPnP: An Accurate $O(n)$ Solution to the PnP Problem. Lepetit et al., IJCV'09.

EPnP

Solve $\mathbf{M}\mathbf{x} = \mathbf{0}$ to obtain $\mathbf{x} = [\mathbf{c}_1^c{}^\top, \mathbf{c}_2^c{}^\top, \mathbf{c}_3^c{}^\top, \mathbf{c}_4^c{}^\top]^\top$ See. Lepetit et al., IJCV'09

Compute 3D coordinates in camera frame $\mathbf{p}_i^c = \sum_{j=1}^4 \alpha_{ij} \mathbf{c}_j^c$

We know the 3D coordinates in world frame $\mathbf{p}_i^w = \sum_{j=1}^4 \alpha_{ij} \mathbf{c}_j^w$

Compute R and T using the two sets of 3D coordinates

$$\mathbf{p}_i^w \xrightarrow{R, T} \mathbf{p}_i^c$$

EPnP: An Accurate $O(n)$ Solution to the PnP Problem. Lepetit et al., IJCV'09.

PnP in practice

SolvePnPMethod in OpenCV

◆ SolvePnPMethod

enum cv::SolvePnPMethod

```
#include <opencv2/calib3d.hpp>
```

Enumerator	
SOLVEPNP_ITERATIVE Python: cv.SOLVEPNP_ITERATIVE	
SOLVEPNP_EPNP Python: cv.SOLVEPNP_EPNP	EPnP: Efficient Perspective-n-Point Camera Pose Estimation [125].
SOLVEPNP_P3P Python: cv.SOLVEPNP_P3P	Complete Solution Classification for the Perspective-Three-Point Problem [80].
SOLVEPNP_DLS Python: cv.SOLVEPNP_DLS	Broken implementation. Using this flag will fallback to EPnP. A Direct Least-Squares (DLS) Method for PnP [101]
SOLVEPNP_UPNP Python: cv.SOLVEPNP_UPNP	Broken implementation. Using this flag will fallback to EPnP. Exhaustive Linearization for Robust Camera Pose and Focal Length Estimation [169]
SOLVEPNP_AP3P Python: cv.SOLVEPNP_AP3P	An Efficient Algebraic Solution to the Perspective-Three-Point Problem [114].
SOLVEPNP_IPPE Python: cv.SOLVEPNP_IPPE	Infinitesimal Plane-Based Pose Estimation [46] Object points must be coplanar.
SOLVEPNP_IPPE_SQUARE Python: cv.SOLVEPNP_IPPE_SQUARE	Infinitesimal Plane-Based Pose Estimation [46] This is a special case suitable for marker pose estimation. 4 coplanar object points must be defined in the following order: <ul style="list-style-type: none">• point 0: [-squareLength / 2, squareLength / 2, 0]• point 1: [squareLength / 2, squareLength / 2, 0]• point 2: [squareLength / 2, -squareLength / 2, 0]• point 3: [-squareLength / 2, -squareLength / 2, 0]
SOLVEPNP_SQPNP Python: cv.SOLVEPNP_SQPNP	SQPNP: A Consistently Fast and Globally Optimal Solution to the Perspective-n-Point Problem [208].

QR Code Pose Tracking Example



<https://levelup.gitconnected.com/qr-code-scanner-in-kotlin-e15dd9bfbb1f>

Further Reading

Stanford CS231A: Computer Vision, From 3D Reconstruction to Recognition, Lecture 3 <https://web.stanford.edu/class/cs231a/syllabus.html>

FP, Computer Vision: A Modern Approach, Sec. 1.3

A Flexible New Technique for Camera Calibration. Zhengyou Zhang, TPAMI. 2000.

EPnP: An Accurate $O(n)$ Solution to the PnP Problem. Lepetit et al., IJCV'09.